

Executive Summary

Highlights

The Office of Distributed Learning (ODL) exists to support the University of South Carolina's mission to grow distributed learning courses and programs to be comparable to or exceed peer and peer aspirant institutions. The University continues to experience distributed learning growth and the ODL works collaboratively with other academic support units to further the growth and support faculty and students.

Mission Statement

The Office of Distributed Learning (ODL) is a service unit committed to academic excellence whose mission is to increase the number of distributed learning courses and programs. This mission is accomplished through effective marketing, outreach and collaboration with other university academic faculty support units, and by providing faculty and student support services integrating current and emerging technologies.

Updated: 03/08/2019

Vision Statement

ODL's vision is for UofSC to be a leader in distributed learning by offering a variety of high quality online courses and programs.

Updated: 03/08/2019

Values

Updated: 12/31/2069

Blueprint for Academic Excellence

Distributed Learning

AY2019-2020

Table of Contents

Executive Summary	1
Highlights	1
Mission Statement	1
Values Statement.....	1
Goals - Looking Back	2
Goals - Real Time	3
Goals - Looking Ahead	13
Programs or Initiatives	14
Effective Programs or Initiatives	14
Program Launches.....	14
Program Rankings	14
Supplemental Info - Academic Programs	14
Community Engagement	16
Community Perceptions.....	16
Collaborations	17
Internal Collaborations	17
External Collaborations.....	17
Campus Climate and Inclusion	19
Campus Climate & Inclusion.....	19
Supplemental Info - Campus Climate & Inclusion.....	19
Initiatives and Fees	20
Initiatives.....	20
Fees	20
Concluding Remarks	20
Weaknesses and Plans for Improvement	21
Key Issues	21
Quantitative Outcomes	21
Cool Stuff	21
Appendix 1. Programs or Initiatives	22
Appendix 2. Community Engagement	22
Appendix 3. Collaborations	22
Appendix 4. Campus Climate & Inclusion	22

Goals - Looking Back

No goals have been entered for this section.

Goals - Real Time

Goals for the Distributed Learning that are in progress for AY2019-2020.

Goal 1 - Goal 2: Market Distributed Learning Courses and Programs

Goal Statement	Promote distributed learning courses and programs through effective marketing.
Linkage to University Goal	<ul style="list-style-type: none"> •Educating the Thinkers and Leaders of Tomorrow •Assembling a World-Class Faculty of Scholars, Teachers, and Practitioners •Building Inclusive and Inspiring Communities •Ensuring Institutional Strength, Longevity, and Excellence
Alignment with Mission, Vision, and Values	ODL's mission is to increase the number of distributed learning courses and programs offered at UofSC. This mission is accomplished through effective marketing.
Status	Progressing as expected (multi-year goal)
Action Plan	<p>Utilize social media marketing to increase awareness of distributed learning courses and programs to reach larger and more diverse populations of students. Collaborate with university marketing efforts to develop a campus-based marketing initiative to increase enrollment in DL courses and programs.</p> <p>Establish a physical presence at on-campus student focused events (e.g., orientation, recruitment, tours) to promote DL courses and programs.</p> <p>Utilize student media resources to promote DL courses and programs.</p>
Achievements	<p>ODL promotes DL courses and programs through its easy to search website. Recent data shows this site gets more than 2,000 visits per month. ODL also launched social media marketing efforts through Facebook, Twitter, and LinkedIn to increase awareness of DL courses and programs and to reach larger and more diverse populations of students. ODL also initiated discussions and has taken advantage of opportunities to promote the services it offers faculty in order to encourage faculty to offer more online courses. For example, ODL marketed its services at New Faculty Orientation.</p>

Resources Utilized	<ul style="list-style-type: none"> •Office of Distributed Learning Budget •Office of Distributed Learning Database fed by Banner •Office of Distributed Learning Social Media Accounts: Facebook, LinkedIn, Twitter and Instagram •Office of Distributed Learning Staff •Website (OU Campus)
Goal Continuation	<p>ODL began working with University's Communications staff to develop a new webpage: online.sc.edu. This webpage will be comparable to those of our peer and peer aspirant institutions and will be a central location for information about online courses and programs. ODL is also working on a project so that the search for courses webpage information is pulled directly from Banner instead of ODL's internal database. Both the College of Education and the College of Nursing have implemented additional efforts to market their online programs and ODL is assisting them with these efforts.</p>
Goal Upcoming Plans	<p>ODL is investigating hiring marketing staff to assist colleges with promoting online degree programs.</p>
Resources Needed	<ul style="list-style-type: none"> •Office of Distributed Learning Budget •Office of Distributed Learning Database fed by Banner •Office of Distributed Learning Social Media Accounts: Facebook, LinkedIn, Twitter and Instagram •Office of Distributed Learning Staff - additional marketing staff •Website (OU Campus)
Goal Notes	<p>progress ongoing</p>

Goal 2 - Goal 1: Increase Distributed Learning Courses and Programs

Goal Statement	Increase the number of distributed learning courses and programs.
Linkage to University Goal	<ul style="list-style-type: none"> •Educating the Thinkers and Leaders of Tomorrow •Assembling a World-Class Faculty of Scholars, Teachers, and Practitioners •Building Inclusive and Inspiring Communities •Ensuring Institutional Strength, Longevity, and Excellence
Alignment with Mission, Vision, and Values	ODL's mission is to increase the number of distributed learning courses and programs offered at UofSC.
Status	Progressing as expected (multi-year goal)
Action Plan	<p>Assist academic units with course and program planning for distributed delivery. Provide distributed learning course/program visibility through website presence, social media, and other promotional activities.</p> <p>Continue to investigate the development of distributed learning incentive programs to motivate faculty and academic units to develop and offer more distributed learning courses and programs.</p> <p>Continue to collaborate with faculty and academic units to develop and offer more distributed learning courses and programs.</p>

<p>Achievements</p>	<p>The number of DL courses and programs increased in AY 2017-18: the number of online degree programs increased from 42 in AY 2016-17 to 44 in AY 2017-18 (4.8%) and the number of DL courses offered increased 4.6% from the past year, with the largest increase in the summer semester (10.9%). The number of DL courses offered in the Fall semesters has increased approximately 27% from Fall 2013 to Fall 2018, while DL courses offered in the summer has increased 62% during the same period. Enrollment in DL courses grew 3.9% from AY 2016-17 to AY 2017-18 and 53.3% over the past five years. ODL facilitates this growth by assisting academic units with course/program planning and providing course production services. ODL enhanced its data collection processes for more accurate DL data to better determine the areas for growth. ODL is also analyzing programs to determine the percentage of courses offered online to encourage the respective academic units to offer the programs fully online.</p>
<p>Resources Utilized</p>	<ul style="list-style-type: none"> •Banner •Data Warehouse •Office of Distributed Learning Budget •Office of Distributed Learning Course Production Rooms •Office of Distributed Learning Database fed by Banner •Office of Distributed Learning Facebook Account •Office of Distributed Learning LinkedIn Account •Office of Distributed Learning Twitter Account •Office of Distributed Learning Staff •Self Service Carolina •Website (OU Campus)
<p>Goal Continuation</p>	<p>ODL will continue to facilitate growth in DL by assisting academic units with course and program planning and providing course production services. In addition, ODL will continue to analyze UofSC, regional, and national data to better determine the areas for growth. ODL is also analyzing programs to determine the percentage of courses offered online and plans to use this information to encourage the respective academic units with programs that are 50% or more online to offer the programs fully online.</p>

Goal Upcoming Plans	ODL is working with EAB to conduct market analyses of potential online programs and plans to use this information along with the data about the percentage of the programs' courses offered online to persuade faculty and academic units to develop and offer more DL courses and programs. In addition, ODL is further investigating the possibility of adding instructional designers and marketing staff to the ODL staff to better support course/program development and promote enrollment in online programs.
Resources Needed	<ul style="list-style-type: none"> •Banner •Data Warehouse •Office of Distributed Learning Budget •Office of Distributed Learning Course Production Rooms •Office of Distributed Learning Database fed by Banner •Office of Distributed Learning Social Media Accounts: Facebook, LinkedIn, Twitter and Instagram •Office of Distributed Learning Staff •Self Service Carolina •Website (OU Campus)
Goal Notes	Progress Ongoing

Goal 3 - Goal 3: Continue Outreach and Collaboration

Goal Statement	Continue outreach and collaboration with other university academic faculty support units
Linkage to University Goal	<ul style="list-style-type: none"> •Spurring Knowledge and Creation •Building Inclusive and Inspiring Communities •Ensuring Institutional Strength, Longevity, and Excellence
Alignment with Mission, Vision, and Values	ODL's mission to increase the number of distributed learning courses and programs is accomplished through outreach and collaboration with other university academic faculty support units.
Status	Progressing as expected (multi-year goal)
Action Plan	<p>Participate in DL Summit meetings Have representation on the Office of the Provost Academic Innovation Committee Attend professional development events and seminars Provide professional development seminars and resources</p> <p>Maintain relationships/collaborations with other entities that support distributed learning (e.g., Blackboard, CTE, Media Services, Student Disability Resource Center, Division of Information Technology, University Libraries, etc.)</p>
Achievements	ODL frequently collaborates with academic units offering and other service units supporting DL courses and programs. The ODL initiated DL Summit meetings in which the staff from various academic faculty support units learn more about each unit and share innovative ideas. ODL staff also participated in the committee planning the roll-out of the Blackboard Alternative Formats functionality led by Teaching Technology Services (of DoIT). In addition, ODL collaborated with the Health Center to create a process for the automatic removal of the health fee for students in 100% online programs. ODL staff also work closely with the Office of Academic programs and serve as approvers in the course approval processes for adding DL delivery to existing courses, developing new DL courses, or creating special topics courses.

Resources Utilized	<ul style="list-style-type: none"> •Office of Distributed Learning Staff •University Academic Faculty Support Units (e.g., Office of Academic Programs, Office of the Registrar, the Division of Information Technology (including its Media Services and Teaching Technology Services units) the Center for Teaching Excellence, On Your Time Initiatives, etc.) •Website (OU Campus)
Goal Continuation	<p>ODL staff will continue to work closely with the Office of Academic Programs, Office of the Registrar, the Division of Information Technology (including its Media Services and Teaching Technology Services units), the Center for Teaching Excellence, and On Your Time Initiatives to support online courses and programs.</p>
Goal Upcoming Plans	<p>ODL will continue to investigate additional ways to collaborate with our university partners.</p>
Resources Needed	<ul style="list-style-type: none"> •Office of Distributed Learning Staff •University Academic Faculty Support Units (e.g., Office of Academic Programs, Office of the Registrar, the Division of Information Technology (including its Media Services and Teaching Technology Services units) the Center for Teaching Excellence, On Your Time Initiatives, etc.) •Website (OU Campus)
Goal Notes	<p>Progress Ongoing</p>

Goal 4 - Goal 4: Provide Faculty and Student Support Services

Goal Statement	Provide faculty and student support services integrating current and emerging technologies
Linkage to University Goal	<ul style="list-style-type: none">•Educating the Thinkers and Leaders of Tomorrow•Building Inclusive and Inspiring Communities•Ensuring Institutional Strength, Longevity, and Excellence
Alignment with Mission, Vision, and Values	ODL's mission to increase the number of distributed learning courses and programs is accomplished by providing faculty support services integrating current and emerging technologies.
Status	Progressing as expected (multi-year goal)
Action Plan	Provide test proctoring services for distributed learning courses and programs Provide course production studios Provide resources website to include university distributed learning support services Provide transcription and closed caption services Provide student assistance Participate in technology-based communities of practice

<p>Achievements</p>	<p>During Spring 2018 and Summer 2018, ODL staff recorded 1406 Interactions initiated by faculty. ODL staff primarily assisted faculty with course scheduling issues, but also provided support with delivering and producing DL courses. ODL staff worked with 63 faculty to record lectures or other media and completed 20 comprehensive faculty-based projects (recording lectures, editing lectures, uploading videos, and providing accompanying transcripts and/or closed captioning). In AY 2017-18, 3621 exams were proctored: 601 exams were proctored at the testing center at ODL for USC courses, 32 exams were proctored at the testing center at ODL for non-USC courses, 104 exams were proctored at another USC campus (coordinated by ODL staff), 229 exams were proctored at other approved sites (coordinated by ODL staff), and 2655 exams were proctored online. In AY 2017-18, ODL staff responded to 935 inquiries from students dealing with course information (37%), tuition and fees (20%), the admission process (13%), registering for a course (11%), etc.</p>
<p>Resources Utilized</p>	<ul style="list-style-type: none"> •Division of Information Technology Staff (including Media Services and Teaching Technology Services) •Office of Distributed Learning Staff •Office of Distributed Learning Course Production Studios •Office of Distributed Learning Courses Database •Office of Distributed Learning Testing Facility •ProctorU Services •Transcription / Closed Captioning Software and Services

Goal Continuation	<p>ODL continues to provide support services to both faculty and students. ODL provides course production studios for faculty to record lectures, faculty introductions, course orientations and other media for DL courses and offers transcription and closed caption services to improve course accessibility. ODL also provides test proctoring services for DL courses and programs at approved on- or off-campus testing sites as well as through a secure online proctoring service. In June 2018, three staff members completed the Virtual Reality Bootcamp offered by the Center for Teaching Excellence. As a result, ODL applied for and was subsequently awarded a grant to purchase a 360 video camera enabling staff to assist faculty in recording and implementing 360 videos into their courses.</p>
Goal Upcoming Plans	<p>ODL plans to expand its services by assisting faculty with creating and editing 360 videos for their courses. ODL also plans to explore Virtual Reality and other emerging technologies to further support faculty teaching blended and online courses.</p>
Resources Needed	<ul style="list-style-type: none"> •Division of Information Technology Staff (including Media Services and Teaching Technology Services) •Office of Distributed Learning Staff •Office of Distributed Learning Course Production Studios •Office of Distributed Learning Courses Database •Office of Distributed Learning Testing Facility • ProctorU Services •Transcription / Closed Captioning Software and Services
Goal Notes	<p>Progress Ongoing</p>

Goals - Looking Ahead

No goals have been entered for this section.

Programs or Initiatives

Effective Programs or Initiatives

List your most effective programs/initiatives toward fulfillment of mission.

- Improved data collection
- Improved collaborative efforts with other support units
- Improved social media & marketing presence
- Created an ODL annual report
- Upgraded staff and studio technology (e.g., green screen)
- Awarded a grant from CTE to assist faculty with implementing 360 video into their courses
- Streamlined online course listing
- Initiated a project for Banner to directly feed the online courses webpage
- Revised and improved the ODL website
- Developed ODL policies and procedures manual
- Promoted ODL services at New Faculty Orientation
- Assisted with planning for the Ed Tech Showcase
- Assisted in the planning for the roll-out of Blackboard Alternative Formats
- Collaborated with DoIT to assess future needs for course recording facilities across campus

Program Launches

List any programs/initiatives that were newly launched during the Academic Year or any programs/initiatives you would like to launch in the coming year(s). Describe the program/initiatives, provide financial requirements (including additional staff), and Academic Year in which you would launch. What key performance indicators are you utilizing to track the success of this program?

- Developed ODL policies and procedures manual
- Created an ODL annual report

Program Rankings

List any nationally ranked or external recognition during the Academic Year. For each, provide the formal name of the program followed by the name of the organization that issued the ranking, the date of notification, effective date range, and any other relevant information.

Supplemental Info - Academic Programs

Any additional information on Academic Programs appears as Appendix 1. (bottom).

Community Engagement

Community Perceptions

Describe how your unit assesses community perceptions of your engagement, and how the unit assesses the impact of community engagement on students, faculty, community and the institution. Provide specific findings.

ODL collaborates with Office of Academic Programs to donate to or volunteer for the following charitable organizations: SisterCare; Meals on Wheels; OneSC Fund (hurricane); Pawmetto Lifeline; United Way; Oliver Gospel Mission; and Relay for life.

ODL staff also co-presented with CTE staff at the Quality Matters Connect Conference.

Collaborations

Internal Collaborations

List your Unit's most significant collaborations and multidisciplinary efforts that are internal to the University. Details should be omitted; list by name only.

- Academic Units
- Center for Teaching Excellence
- Curricula and Courses Committee
- Director of Information Resources, Office of the Provost
- Division of Information Technology (DoIT) (including Media Services; Teaching and Technology Services; and Collaborative Technology and Academic Services)
- Division of Student Affairs and Academic Support
- Faculty Committee on Instructional Development (INDEV)
- Faculty Senate
- Graduate Council
- Office of Academic Programs
- Office of the Bursar
- Office of Financial Aid
- Office of Institutional Research, Assessment and Analytics (OIRAA)
- Office of the Provost
- Office of the Registrar
- On Your Time Initiatives
- Palmetto College
- Student Disability Resource Center
- University Libraries
- Web Communications and Marketing

External Collaborations

List your Unit's most significant collaborations and multidisciplinary efforts that are external to the University. Details should be omitted; list by name only.

- Academic Partnerships
- EAB
- ProctorU

Campus Climate and Inclusion

Campus Climate & Inclusion

Activities the unit conducted that were designed to improve campus climate and inclusion.

Transitioned course scheduling functions to the Office of the Registrar

Co-sponsored holiday drop-in event with CTE and OYT

Promoted ODL services at New Faculty Orientation

Delivered workshops at CTE focused on ODL's services

Hired Graduate Assistants and Work Study Students

Participated in CTE's VR Bootcamp

Collaborate with faculty and academic units to develop and offer online courses and programs

Supplemental Info - Campus Climate & Inclusion

Any additional information about Campus Climate and Inclusion appears as Appendix 4. (bottom)

Initiatives and Fees

Initiatives

Describe any new initiatives your unit will need for the coming year.

Fees

List any new or changed fees that your unit has implemented or had to take on in the last academic year.

Concluding Remarks

Weaknesses and Plans for Improvement

What is your unit struggling with? What plans do you have to overcome the weakness that you have faced in the next academic year.

Key Issues

Identify key issues or potential challenges your unit will encounter this coming year and the steps you plan on initiating.

Insufficient staff to meet mission and goals including the goals to expand online test proctoring to all faculty, to expand transcription and closed captioning services, and to grow distributed learning courses, programs and enrollments. ODL will continue to advocate for additional staff to meet these goals. ODL will also expand online test proctoring for all faculty incrementally so as to best use existing resources. ODL will develop tutorials and guides for faculty to create their own transcriptions and closed captioning as well as continue to hire work study students to meet the course accessibility needs of faculty. ODL staff will use DL enrollment data and market analysis information when meeting with academic units to try to grow distributed learning courses and programs. ODL will continue to work with academic units to market and promote enrollment in DL courses and programs.

Quantitative Outcomes

Explain any surprises regarding data provided in the quantitative outcomes modules throughout this report.

USC has 44 active 100% online programs (13% of all programs offered).

11,649 students (33.5%) enrolled in at least one DL course in AY 2017-18.

DL enrollments increased from 28,411 in AY 2013-14 to 43,548 in AY 2017-18, an increase of 53%. The largest increase in enrollment occurred at the undergraduate level: from 14,237 to 26,420 (86%) at the undergraduate level compared to 14,174 to 17,128 (21%) at the graduate level.

The number of DL courses offered in the fall semesters has increased approximately 27% in the past five years; DL courses offered in the summer has increased 62% during the same period.

More than 900 courses were offered through DL delivery in AY 2017-18.

24% of Carolina Core courses (54) are approved for DL delivery.

Cool Stuff

Describe innovations, happy accidents, good news, etc. that occurred within your unit not noted elsewhere in your reporting.

Dedicated staff, with several staff employed over 20 years

Developed accurate list of 100% online programs: USC has 44 active 100% online programs

Enhanced data collection for more accurate distributed learning data

Reviewed peer and aspirant universities for distributed learning information

Created an ODL annual report

Updated website and working with USC Office of Communications and Public Affairs to deploy online.sc.edu

Created ODL policies and procedures manual

Developed evacuation plan for the new office location

Worked with OYT to create promotional materials and videos for 2019 Winter Session

Awarded a CTE grant to assist faculty in implementing 360 videos into their courses

Attended the VE Bootcamp and participate in the VR Interest Group

Created printed promotional materials

Expanded social media presence

Collaborated with C&C, INDEV, and CTE to clarify the guidance provided to faculty for online course approval process

USC Columbia will celebrate the 50th anniversary of offering DL courses in 2019.

Appendix 1. Programs or Initiatives

2018

**ANNUAL
REPORT**

SC.EDU/DL

**OFFICE OF
DISTRIBUTED
LEARNING (ODL)**





TABLE OF CONTENTS

Office of Distributed Learning Mission Statement.....	1
History of Distributed Learning at USC Columbia.....	1
Distributed Learning at USC Columbia.....	2
Services Provided	2
Online Courses and Programs	3
Growth of Online Programs	4
Enrollment.....	5
Growing Online Courses/Programs to Capitalize on Increasing Enrollments	7
Programs Offered through Academic Partnerships.....	9
Course Scheduling.....	11
Distributed Learning Courses Offered	12
Course Production	14
Test Proctoring.....	16
Student Support Services	19
Connecting with Students and Faculty	20
Evaluation of AY 2017-18 Goals	21
Goal 1: Increase the number of distributed learning courses and programs	21
Goal 2: Promote distributed learning courses and programs through effective marketing.....	21
Goal 3: Continue outreach and collaboration with other university academic faculty support units	22
Goal 4: Provide faculty and student support services integrating current and emerging technologies	22
Appendix I: Online Programs Offered at USC Columbia	23
Appendix II: Distributed Learning Enrollment Data	25
References	27

OFFICE OF DISTRIBUTED LEARNING (ODL)

The Office of Distributed Learning (ODL) is a service unit that advances the UofSC's mission to grow Distributed Learning (DL) courses and programs by working collaboratively with other academic and service units to support both faculty and students. The promotion and expansion of DL is integral to the USC Columbia's mission to educate the state's citizens through teaching, research, creative activity, and community engagement.

MISSION STATEMENT

ODL is committed to academic excellence. ODL's mission is to increase the number of DL courses and programs offered by USC Columbia. This mission is accomplished through effective marketing, outreach and collaboration with other university academic faculty support units and by providing faculty and student support services integrating current and emerging technologies. The outcomes of achieving the mission include relieving classroom space constraints and providing the diverse student population with more flexibility and choices for learning (Office of Distributed Learning, 2018, p. 1).

HISTORY OF DISTRIBUTED LEARNING AT USC COLUMBIA

DL has a rich history at USC Columbia. In the 1920s, USC Columbia began offering independent learning courses by correspondence study. In 1969, the University began offering distance education through televised instruction by offering Engineering courses through the state's closed-circuit system. By 1977, distance education offerings had expanded and the Office of Telecommunications was created to produce, coordinate, and support distance education courses. This Office was later reorganized and renamed Distance Education, and in 1993, it merged with the Instructional Services Center to form the Department of Distance Education and Instructional Support (DEIS). In the Fall of 1998, USC Columbia offered its first web-based course; in 2000, it offered its first 100% online course; and in 2003, it offered its first online program.

The Department supporting distance education underwent more reorganizations as DL continued to evolve and grow. DEIS was renamed Distributed Learning Support Services (DLSS) and was moved from a unit in the Division of Information Technology (DoIT) to a unit reporting to the Provost's Office. In 2017, the office's name was changed to ODL as it was viewed as the entity to lead the growth in DL at the University and not simply support the growth as it occurred. Through this evolution process, ODL identified four goals:

1. Increase the number of DL courses and programs.
2. Promote DL courses and programs through effective marketing.
3. Continue outreach and collaboration with other university academic faculty support units.
4. Provide faculty and student support services integrating current and emerging technologies.

Together, ODL's goals align with the goal to innovate expressed in *Focus Carolina 2023: Excellence Rising*. ODL will be integral in helping USC Columbia continue to develop programs that enable students to earn credits and develop their degrees around their schedules as well



**USC COLUMBIA
WILL CELEBRATE
THE 50TH
ANNIVERSARY
OF OFFERING DL
COURSES IN 2019.**

DISTRIBUTED LEARNING AT USC COLUMBIA

ODL offers a variety of services to faculty to facilitate the delivery of DL courses and to promote enrollment in such courses. DL courses use technology to facilitate learning, whether on- or off-campus, in real-time or at student discretion. The courses may be offered completely online, either in synchronous or asynchronous formats through a virtual platform (such as Blackboard or Adobe Connect), web-conferencing or streaming video, or in a blended format with more than 50% of the coursework delivered online. DL courses serve both campus students who need individual online classes and distance students who seek to earn a degree or certificate without coming to campus or relocating to Columbia. In Fall 2017, 11,649 students (33.5%) enrolled in at least one DL course.¹ In AY 2017-18, more than 2,000 students (6%) were enrolled in an online program² and USC Columbia offered more than 900 online courses.



➤ **11,649 students (33.5%) enrolled in at least one DL course**

➤ **More than 2,000 students (6%) were enrolled in an online program**



SERVICES PROVIDED

➤ *Advise faculty and academic units through the course development process.*

➤ *Promote courses taught each semester in various DL formats with an easy to search website.*

➤ *Provide professional production suites with advanced studio-level and audio equipment and assist faculty in recording and producing online lectures or other media.*

➤ *Produce transcriptions and provide closed captioning to meet accessibility needs.*

➤ *Provide test proctoring options for paper and computer-based formats at approved on- or off-campus testing sites or through a secure online proctoring service.*

➤ *Provide student support through DLQuest@ mailbox.sc.edu, phone or face-to-face.*

➤ *Schedule (through Banner) all DL courses (i.e., those that are greater than 50% online or 100% online).³*

¹This figure does not include online courses offered by Palmetto College.

²The number of students in an online program is underreported in this report because the data presented is only for programs that are only offered online or those in which a student cannot transition between the online and on-campus versions. If a program is offered online and on-campus and students can transition between the two versions, the enrollment data is not included for that program because we currently do not have a way to distinguish which students are enrolled in the online version and which are enrolled in the on-campus version. As of December 1, 2018, ODL no longer schedules courses as that function moved to the Registrar; however, the service is listed here because it was offered in AY 2017-18.

ONLINE COURSES AND PROGRAMS

The University of South Carolina is committed to serve every student either on campus or through DL. To encourage enrollment in online courses and programs, the ODL maintains an easy to search website of courses taught each semester in various DL formats and promotes online programs offered.

44

USC Columbia's 44 online programs
make up 13% of all programs offered

AY 2017-18

In AY 2017-18, USC Columbia offered 44 online programs⁴; these online programs make up 13% of all programs offered at USC Columbia. Of these online programs, one is at the undergraduate level and the remainder are offered at the graduate level. The majority of online programs offered are at the master's degree level, which is consistent with national trends. Master's programs are increasingly offered online, "with more than 50 percent of master's students reporting at least some online coursework in 2015-16" (Blagg, 2018, p. 1). However, many doctoral programs are also available online. A list of online programs offered by USC Columbia is available in the Appendix.

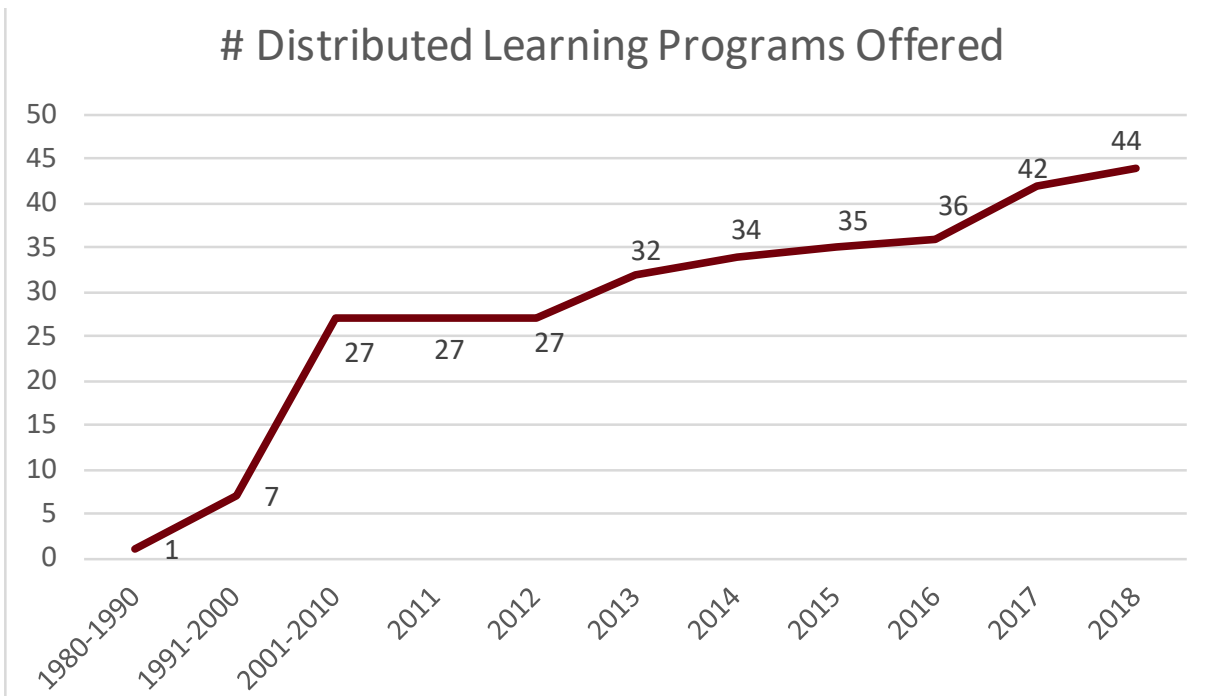
More than 50 percent of master's students nationally reported taking at least some online coursework in 2015-16



USC Columbia's online programs are as high quality and rigorous as its on-campus programs. For example, the online Master of Science in Nursing program was recognized as the #5 graduate online nursing program, as ranked by *U.S. News & World Report* this year (2018).

GROWTH OF ONLINE PROGRAMS

As shown in the figure below, DL program offerings grew substantially in the period from 2000 – 2010 (from 7 to 27) and has grown steadily ever since. DL program offerings increased 63% (from 27 to 44) since 2010. This growth mirrors national trends as more colleges and universities expand their online program offerings.



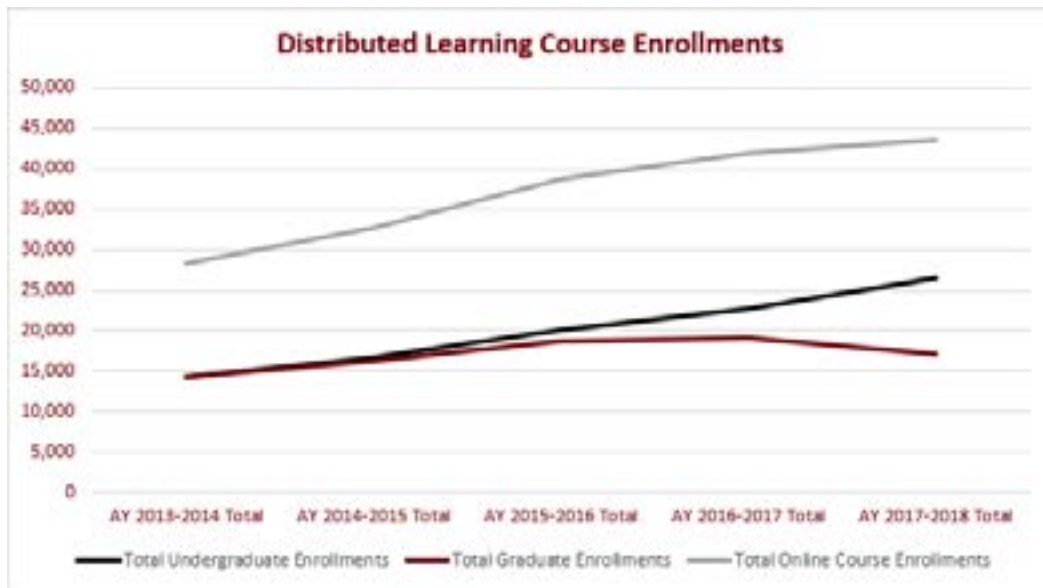

In AY 2017-18, ODL researched the online offerings of peer and peer aspirant institutions. This analysis revealed USC lags peers and peer aspirants in terms of bachelor’s and master’s degree offered, but doctoral degree offerings are above average compared to their offerings. USC offers one online bachelor’s degree, whereas peer and peer aspirants offer an average of 20; USC offers 28 master’s degrees compared to the average of 48 for peer and peer aspirants; and USC offers 8 doctoral degrees while peer and peer aspirants’ offerings range from 0 to 11 for an average of 4⁵.



⁵University of South Carolina. In addition to the degree programs mentioned here, USC Columbia offers one Education Specialist program, one Distributed Learning program, and five graduate certificate programs.


ENROLLMENT

Nationally, distance education enrollments increased for the 14th straight year in 2017 while overall enrollment in higher education continued to decrease (Seaman, Allen, & Seaman, 2018, p. 3). USC Columbia mirrors this trend of increasing DL enrollments. As shown below, total DL enrollments increased from 28,411 in AY 2013-14 to 43,548 in AY 2017-18, an increase of 53%. It is worth noting that the largest increase in enrollment occurred at the undergraduate level. In the past five years, while DL course enrollments increased from 14,174 to 17,128 (21%) at the graduate level, such enrollments increased from 14,237 to 26,420 (86%) at the undergraduate level.


33.54%

The percentage of students enrolled at USC Columbia taking at least one DL course increased from 25.57% in Fall 2013 to 33.54% in Fall 2017.




6%

In AY 2017-18, more than 2,000 students (6%) were enrolled in an online program and the majority of these students (78%) were in-state students.



29.75%

In Fall 2017, 7,843 undergraduate students (29.75% of the undergraduate student population) enrolled in at least one online course.




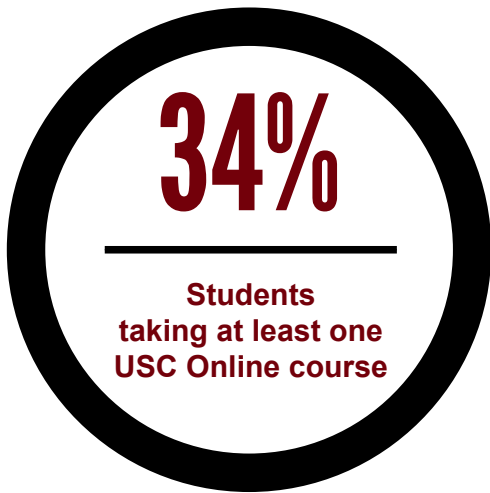
45.48%

In Fall 2017, 3,806 graduate students (45.48% of the graduate student population) enrolled in at least one online course.

As these figures show, currently, a greater number of undergraduate students enroll in DL courses, but a higher percentage of graduate students enroll in such courses. With most online programs offered at the graduate level (43 of the 44 programs offered in AY 2017-18), the higher percentage of graduate students enrolled in DL courses is expected. See Appendix II for additional enrollment data.



Academic Year 2017-2018



2,000 +
STUDENTS

WHO WE SERVE

Students Enrolled in a USC Online Program



International

- 3 APO
- 1 Bermuda
- 2 Canada
- 1 Jamaica
- 1 Philippines

GROWING ONLINE COURSES AND PROGRAMS TO CAPITALIZE ON INCREASING ENROLLMENT



“USC primarily offers online programs at the graduate level, but the biggest increase in enrollment is occurring at the undergraduate level. As a result, USC Columbia may not be adequately meeting the demand for courses and programs at the undergraduate level.”

Given the large number of undergraduate students enrolled in DL courses (7,843 in Fall 2017 which is nearly twice the number of graduate students enrolled in such courses) and the significant increase in undergraduate enrollments in DL courses (86% over the past five years), it is expected that the number of undergraduate students taking DL courses will continue to increase. These figures also reveal a disconnect as the institution primarily offers online programs at the graduate level, but the biggest increase in enrollment is occurring at the undergraduate level. As a result, USC Columbia may not be adequately meeting the demand for courses and programs at the undergraduate level. According to Russell Poulin, Director of Policy and Analysis for the WICHE Cooperative for Educational Technologies, in the future, online education will be an expected option of a modern college or university (Blumenstyk, 2018). The ODL is working to assist USC Columbia to meet this expectation by offering both additional DL courses and online programs at the undergraduate level. Without continuing growth in undergraduate online education, the University risks losing students to competitors who offer more variety in online courses and programs.

Online education “will be an expected option of a modern college or university.”

- Russell Poulin, Director, Policy and Analysis - WICHE Cooperative for Educational Technologies

Offering additional online courses and programs will benefit USC Columbia in many ways and may increase overall enrollment at USC Columbia. Nationally, nearly five times as many undergraduate students than graduate students enroll in DL courses (Seaman, Allen & Seaman, 2018, p. 24) compared to only twice as many undergraduate students than graduate students at USC Columbia so there is a greater potential pool of undergraduate students USC Columbia could target. In addition, online programs primarily attract in-state students. In Fall 2015, 89.4% of students taking exclusively online courses from an SC institution resided in the state (Seaman & Seaman, 2017). However, the percentage of such students is lower for USC Columbia (78% in Fall 2017). Also lower is the percentage of students enrolled in an online program, which is 6% for USC Columbia compared to 14.9% nationally (Seaman, Allen & Seaman, 2018, p.3). Combined, this data shows there is an opportunity for USC

Columbia to recruit additional students seeking to pursue a degree online from an in-state institution. USC Columbia could also thrive in offering online education by being more attuned to local needs (Blumenstyk, 2018).



Furthermore, nationally, students are increasingly taking a combination of on-campus and distance courses. In 2016, 52.8% of all students who took at least one distance course also took an on-campus course (Seaman, Allen & Seaman, 2018, p. 3) and students taking both benefit from this combination. According to a recent study, students who take some online classes are more likely to complete their degrees (McMurtrie, 2017). Another study revealed that students who completed a portion of their degree program online had higher retention and graduation rates overall and “earned their degrees faster, saving them money on tuition and fees” (Bailey, Vaduganathan, Henry, Laverdiere & Pugliese, 2018, p. 6).

To increase the number of undergraduate courses and programs offered, ODL reviewed the number of Carolina Core courses offered through DL. In AY 2017-18, 38 Carolina Core courses were offered. Fifty-four of the 222 Carolina Core courses are approved for DL delivery. ODL continues to work with academic units to increase the number of Carolina Core courses offered online.

24% of Carolina Core courses are approved for DL delivery.

ODL also analyzed the percentage of courses in each major that are approved for DL delivery and the percentage of those actually taught through DL delivery during AY 2017-18. This analysis revealed the following:

75% of bachelor’s degree programs at USC Columbia have at least 50% of the required courses for that major approved for DL delivery.

24% of bachelor’s degree programs at USC Columbia actually offered at least 50% of the required courses for that major through DL delivery in 2017-18.

Using this information, ODL plans to identify undergraduate programs that may be offered online and work with academic units to increase course and program offerings. A review of online programs offered by peer and peer aspirant institutions revealed the following programs are offered by most: Accounting, Anthropology, Business Administration, Communication, Computer Science, Criminal Justice, English, Environmental Studies, Global Studies, Health Studies, Health Information Management, History, Information Technology, Liberal Studies, Management, Marketing, Political Science, Psychology, and Sociology. Many comparable programs at USC Columbia already offer a significant portion of required courses online, which will make it easier to implement online programs in these areas for USC Columbia to remain competitive with its peers and peer aspirants.



PROGRAMS OFFERED THROUGH ACADEMIC PARTNERSHIPS

In 2012, USC Columbia entered into a service agreement with Academic Partnerships (AP) for marketing and enrollment services. This agreement currently applies to the following programs:

- BACHELOR OF SCIENCE IN NURSING - RN TO BSN
- MASTER OF SCIENCE IN NURSING - NURSING ADMINISTRATION
- MASTER OF EDUCATION IN TEACHING
- MASTER OF EDUCATION IN EDUCATIONAL ADMINISTRATION
- MASTER OF HEALTH INFORMATION TECHNOLOGY
- MASTER OF PUBLIC HEALTH IN HEALTH PROMOTION, EDUCATION, AND BEHAVIOR
- DOCTOR OF EDUCATION IN CURRICULUM & INSTRUCTION (WITH CONCENTRATIONS IN CURRICULUM STUDIES AND EDUCATIONAL TECHNOLOGY).

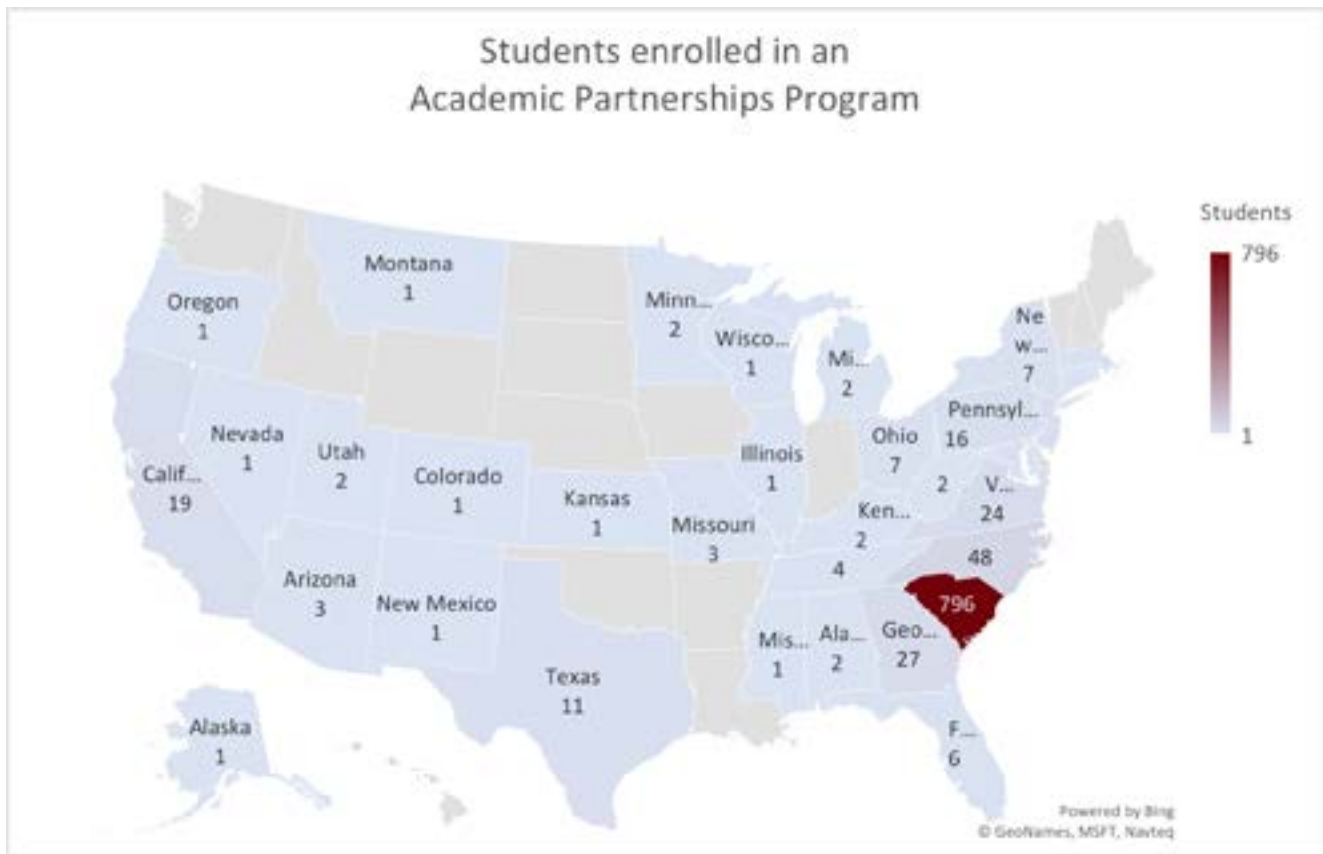
AP currently promotes these online programs through field and social media marketing, recruits students into the programs, and guides students through the application process. The Doctor of Education program is the sole program that has realized enrollment projections set by AP.

Degree	Avg. AY 14-15	Avg. AY 15-16	Avg. AY 16-17	Avg. AY 17-18	Avg. Enrollment per Year	AP's Projected Enrollment per Year
Master of Public Health in Health Promotion, Education and Behavior	26	36	39	38	35	300
Doctor of Education (Curriculum Studies and Education Technology)	117	207	264	299	222	225
Master of Education in Educational Administration	179	255	259	164	214	N/A
Master of Education in Teaching	50	84	89	77	75	N/A
Master of Health Information Technology	0	25	32	29	29	100
Bachelor of Science in Nursing - RN to BSN	0	10	47	71	43	400
MSN in Nursing Administration	0	26	83	115	74	200

As shown in the following enrollment map for the seven AP programs, the overwhelming majority of students reside in South Carolina. It was initially hoped that the marketing efforts by AP would result in a widespread, national enrollment of students. However, the primary marketing focus, as it seems, has been through on-ground marketing efforts in South Carolina. With the education and nursing programs especially, the College of Education and College of Nursing have built strong relationships with stakeholders (e.g., local school districts and hospitals/healthcare facilities) due to student placements for experiential learning and other activities. Therefore, it is difficult to measure the impact of AP's on-ground distribution serving the significant overlap with these Colleges' existing recruitment and relationship-building efforts.



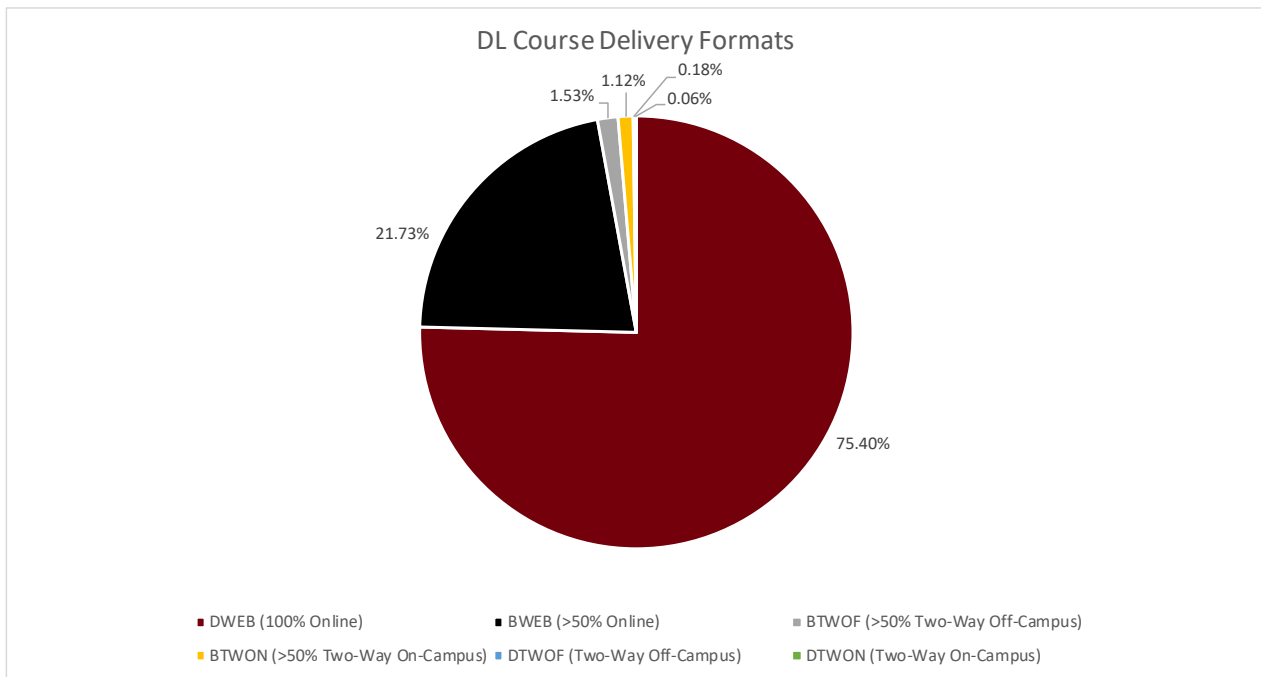
STUDENTS ENROLLED IN AN ACADEMIC PARTNERSHIP PROGRAM



Most of USC Columbia's peer and peer aspirant institutions do not work with online program management companies like AP. The University of Georgia contracts with a marketing firm to promote its programs, but applications and contacts are handled by the institution. The University of Florida previously contracted with Pearson for UF Online, but the University terminated the contract early in 2015 after faculty and local journalists criticized the contract as too costly (Jaschik, 2015) and stated the reasons for doing so included Pearson failing to meet certain performance goals, such as attracting enough out-of-state students to enroll in the programs as well as a desire to integrate UF Online more fully into core university operations (Bakeman, 2015).

COURSE SCHEDULING

ODL previously coordinated with academic units to schedule all DL courses that are greater than 50% online. In AY 2017-18, ODL scheduled 1413 course sections (5.5% of courses offered by USC Columbia)⁶. The primary delivery formats for DL courses are 100% online (DWEB) and >50% online (BWEB); the percentage of courses offered in those formats is shown below.

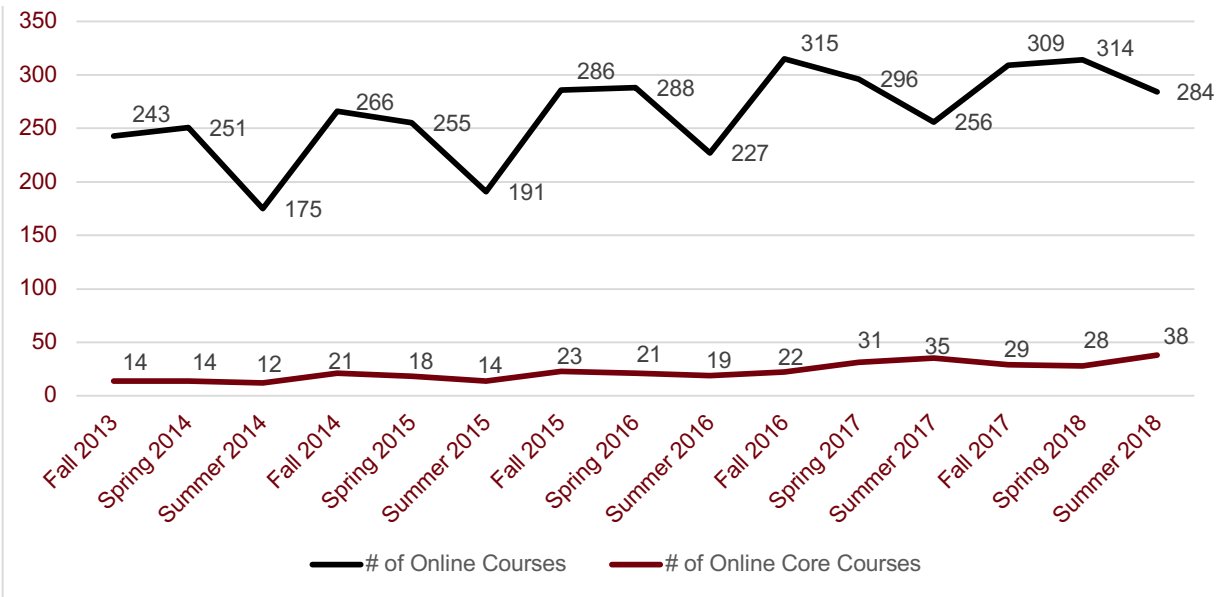


⁶As of December 1, 2018, the course scheduling functions previously performed by ODL moved to the Office of the University of South Carolina Registrar.
Distributed Learning

DISTRIBUTED LEARNING COURSES OFFERED



DL course offerings have steadily increased for the past five years, with the largest increases seen in the number of courses offered in the summer. The number of DL courses offered in the fall semesters has increased approximately 27% from Fall 2013 to Fall 2018, while DL courses offered in the summer has increased 62% during the same period as shown in the following chart.



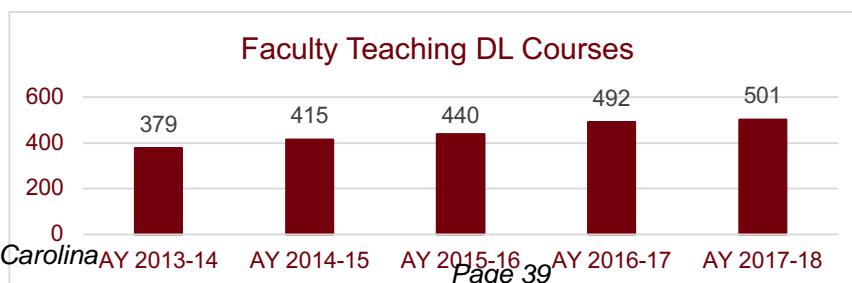
As the data shows, the total number of DL course offerings has increased since AY 2013-14.

Total DL Course Offerings

AY 2017-18	907
AY 2016-17	867
AY 2015-16	801
AY 2014-15	712
AY 2013-14	426

75% of DL courses are offered 100% online

The number of faculty teaching DL courses has also increased from 379 in AY 2013-14 to 501 in AY 2017-18, an increase of 32% as shown in the figure below.

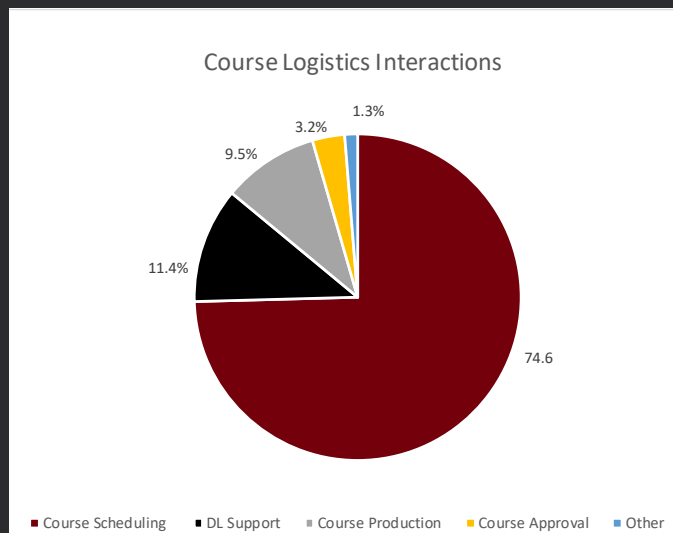


COURSE LOGISTICS INTERACTIONS

ODL aids faculty in the development and delivery of DL courses by offering course production services to faculty, serving as a liaison to other support services available, and facilitating studio classroom scheduling requests. ODL staff also provide guidance during and participate as approvers in the course approval processes for adding DL delivery to existing courses, developing new DL courses, or creating special topics courses.

1406 Interactions with ODL staff initiated by faculty during Spring 2018 and Summer 2018.

As shown in the figure below, ODL staff primarily assisted faculty with course scheduling issues, including responding to requests for new course sections and making changes to existing course sections (e.g., adding or changing instructors, changing the enrollment cap, changing meeting dates or times, adding or removing restrictions, etc.)⁷. Staff also spent a significant amount of time providing support with delivering DL courses or assisting in the production of such courses.





COURSE PRODUCTION

ODL has two on-site, professional production suites located conveniently on the Columbia campus equipped with advanced studio-level and audio equipment, studio lighting, and a photo-ready background to record, edit, and incorporate media into lectures. The production suites have both PC and Apple computers loaded with comprehensive editing and graphics software such as Microsoft Office, Presenter, Camtasia, Dragon Naturally Speaking, Debut Video Capture, Video Pad Editor, Keynote, and Adobe Creative Cloud including Photoshop and Adobe Premiere Pro. ODL also provides transcription and closed captioning services to meet course accessibility needs and expects the use of such services to increase in AY 2018-19, especially with the implementation of Blackboard's Alternative Formats feature that includes information about whether materials are accessible. Data about course production services is provided below.⁸

LECTURE RECORDING SESSIONS

63

From January – June 2018, ODL staff worked with 63 faculty to record lectures or other media.



COMPREHENSIVE PROJECTS, TRANSCRIPTIONS, CLOSED CAPTIONING, AND VIDEO HOSTING

20 Comprehensive Projects

ODL staff completed 20 comprehensive faculty-based projects. For such projects, ODL staff assist faculty with recording lectures, editing lectures, uploading videos, and providing accompanying transcripts and/or closed captioning. ODL staff also assist faculty in creating faculty introduction and course orientation recordings.



Transcriptions and Closed Captioning

Video Hosting

212

Transcriptions
Created

15

Closed Captioning
Files Provided

259

Videos Hosted

7,690

Views from Hosted
Videos

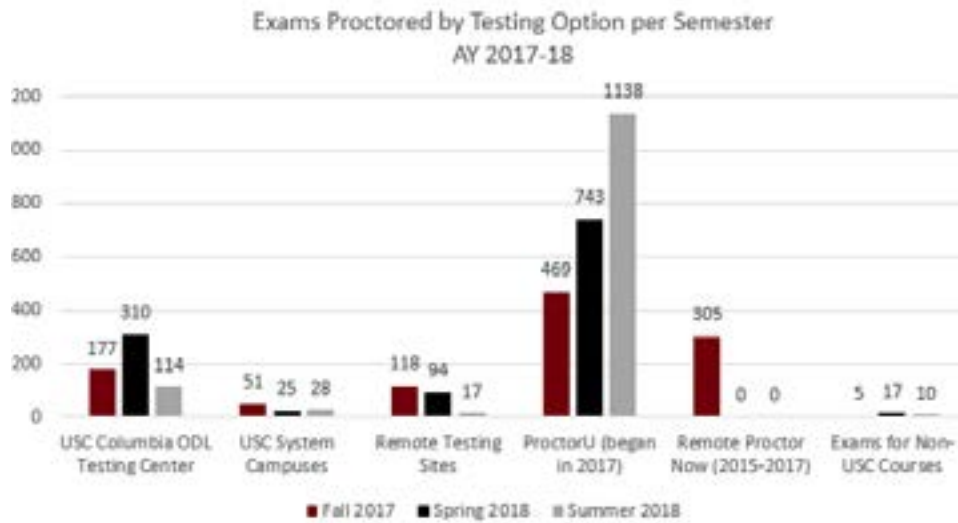


University of South C
Distributed Learning

TEST PROCTORING

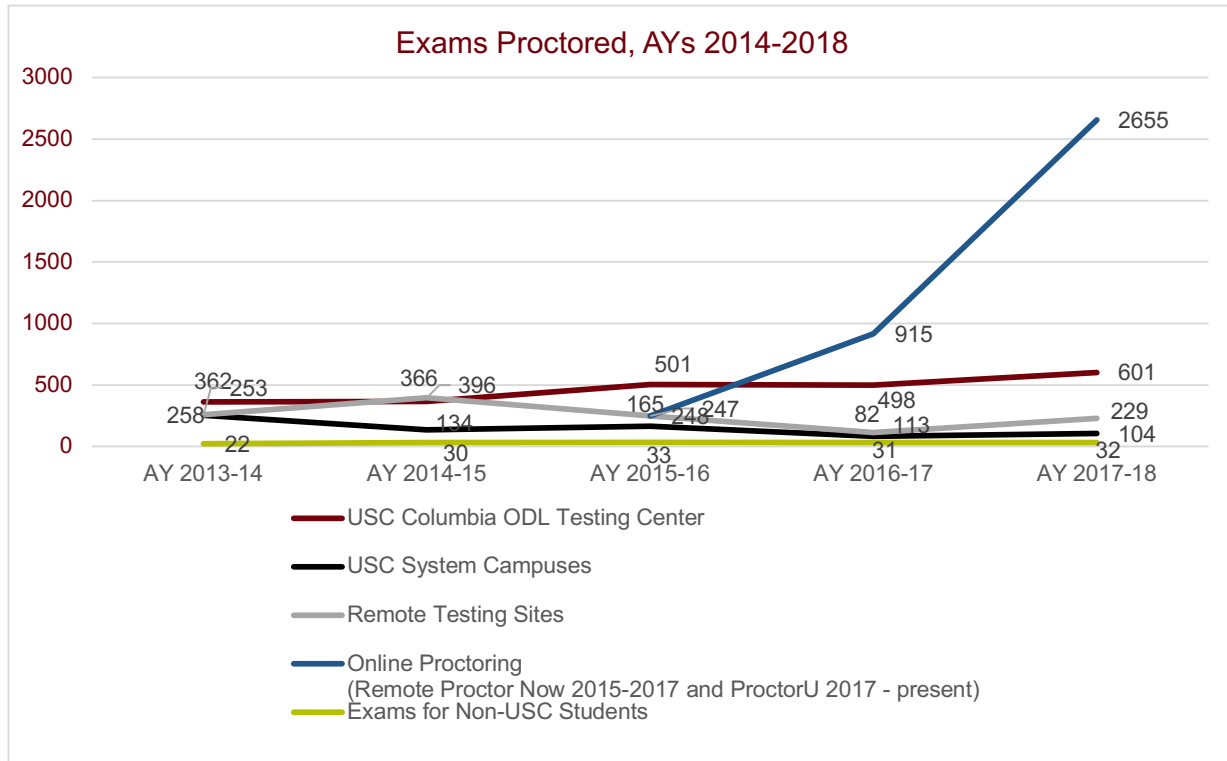
For USC students enrolled in DL courses, ODL provides three flexible test proctoring options for paper and computer-based formats at ODL, at approved on- or off-campus testing sites, or through a secure online proctoring service. ODL also provides test proctoring services to students enrolled at other colleges and universities for a fee and as space allows.

The exams proctored by the different testing options for AY 2017-18 are presented below. During this time, 601 students completed proctored exams at the Testing Center located in ODL, 104 students completed proctored exams at another USC campus, 229 students completed proctored exams at other testing sites, and 2655 students completed a proctored exam online. In addition, during this time, ODL proctored 32 exams for non-USC courses.

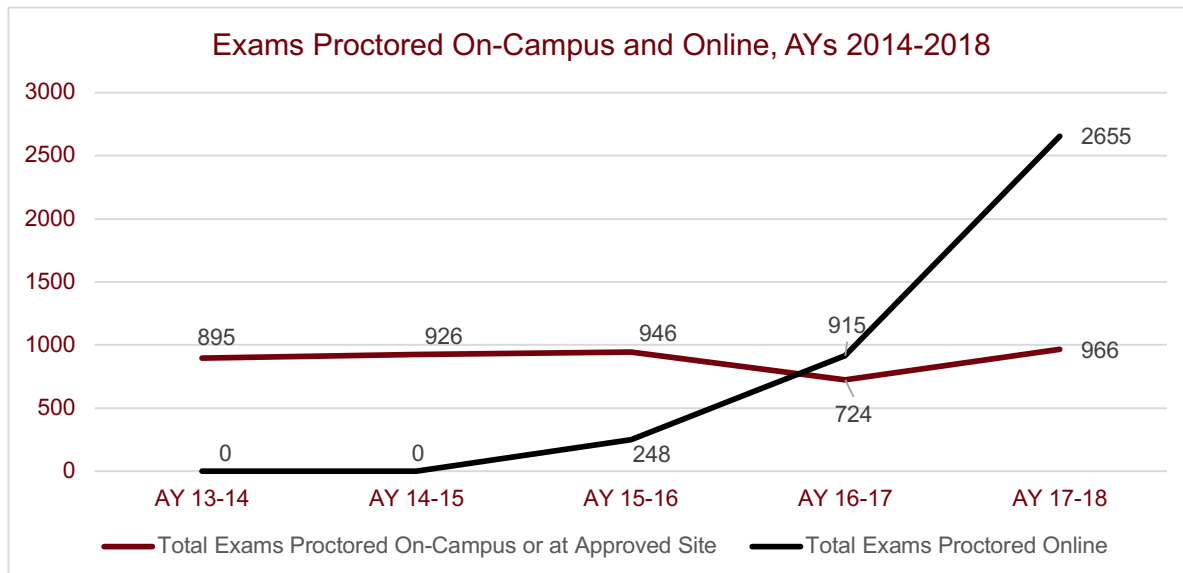


In reviewing the data for test proctoring for the past five years, it is important to note that tests proctored at other USC system campuses (-59%) and at remote testing sites (-11%) has decreased, while tests proctored at the Office's testing center (66%) and tests proctored for non-USC courses has increased (45%). In addition, online proctoring, which ODL began offering as an option in 2015, has increased significantly during the past year.

TEST PROCTORING



Overall, despite the decrease in tests proctored at other USC system campuses and remote testing sites, the number of students who completed a proctored test at a campus setting has increased by 8% from AY 2013-14 to AY 2017-18 as shown below. Online proctoring has increased 971% since its initial offering three years ago.



ONLINE TEST PROCTORING

ODL offered proctoring through Remote Proctor Now from 2015-17 for faculty teaching online courses as an optional service. Once the RFP expired for that contract, and to continue the service for the continuing needs of online faculty, ODL extended an RFP in 2017 for remote proctoring on an optional basis for faculty teaching online courses. As a result of the RFP process, ProctorU was awarded the new contract. The model used by ProctorU is fee-per-test and ranges from \$8-14 based on the length of the test (e.g., the time it takes to complete the test) and students pay the fee directly to ProctorU. Utilizing this proctoring service has many benefits including providing a secure environment to identify potential irregularities in online test taking and ensure academic integrity, and allowing students the flexibility to take tests any time of day.

Following the guidance of the Southern Association for Colleges and Schools Commission on Colleges (SACSCOC) for fees that students may incur, ODL secured Board of Trustees approval for the ProctorU fee in June 2018. SACSCOC also noted that students need to be made aware of possible test proctoring fees; therefore, USC Columbia websites, my.sc.edu, and course syllabi were updated to reflect the possible fee for proctored tests. ODL expects the service to expand substantially and the number of students completing tests via online proctoring to continue to significantly increase. ODL also plans to make the online proctoring option available for faculty teaching on-campus and blended courses in addition to those teaching DL courses.



STUDENT SUPPORT SERVICES



ODL offers a variety of services to provide guidance to or resolve issues encountered by students interested or enrolled in DL courses. In AY 2017-18, ODL staff responded to 935 inquiries from students, most of whom were currently attending USC Columbia (58%) and most of whom submitted questions via the question box on the ODL website (70%).

TYPES OF COMMUNICATION



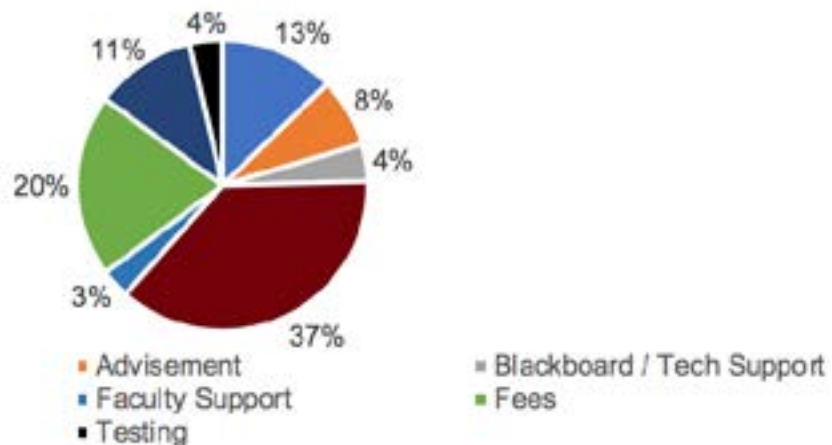
935 Interactions with Students

Types of Students



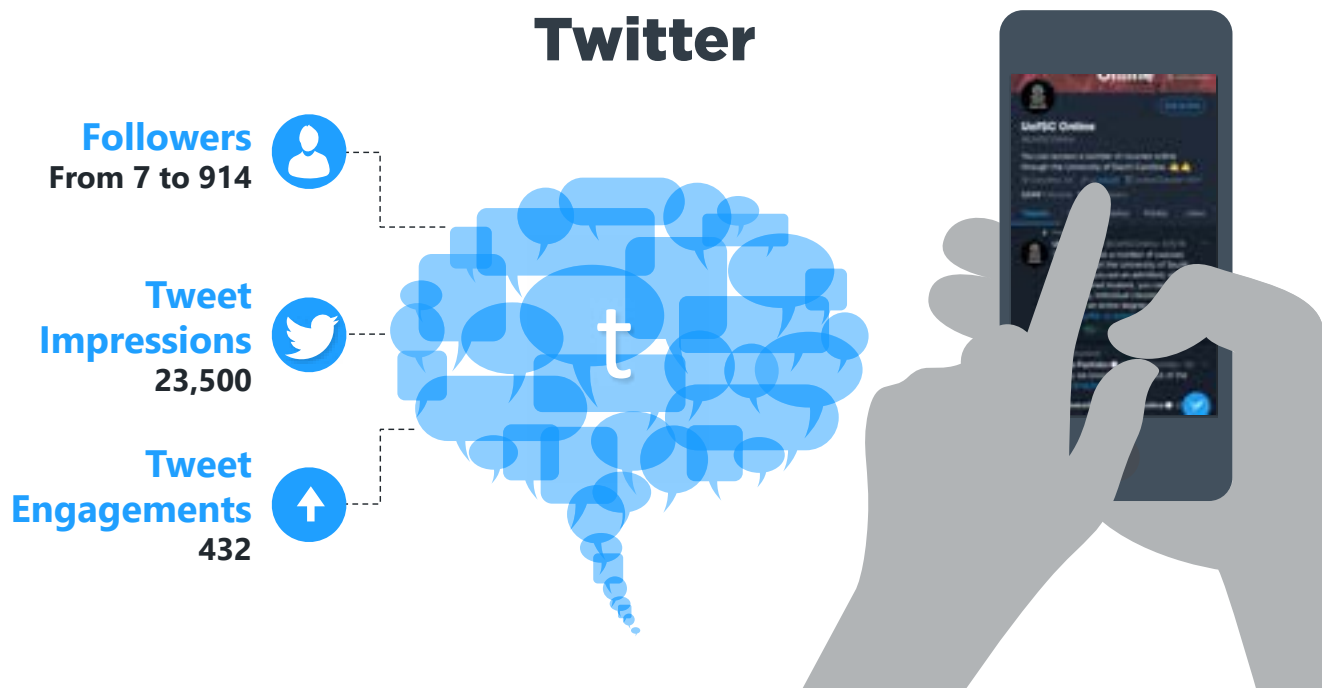
Most questions asked by students dealt with course information (37%) followed by tuition and fees (20%), the admission process (13%) and registering for a course (11%). Students also asked questions about advising (8%), Blackboard and technical support (4%), testing options (4%), and faculty support (3%).

Questions from students



CONNECTING WITH STUDENTS AND FACULTY

In an effort to connect with students better, ODL began utilizing social media to promote its services and the DL courses and programs offered. ODL maintains a Facebook page, Twitter and LinkedIn accounts, in addition to a YouTube Channel. The number of followers of the ODL's Twitter account has steadily increased in the past year (see below) and the YouTube Channel created on June 29, 2018 with a video introducing the services provided by ODL had over 50 views within the first month.



EVALUATION OF AY 2017-18 GOALS

Goal 1: Increase the number of distributed learning courses and programs

The number of DL courses and programs increased in AY 2017-18. The number of online degree programs increased from 42 in AY 2016-17 to 44 in AY 2017-18 (4.8%). In addition, the number of DL courses offered increased 4.6% from the past year, with the largest increase in the summer semester with 10.9%. The number of DL courses offered in the Fall semesters has increased approximately 27% from Fall 2013 to Fall 2018, while DL courses offered in the summer has increased 62% during the same period. Enrollment in DL courses grew 3.9% from AY 2016-17 to AY 2017-18 and 53.3% over the past five years.

ODL facilitates this growth by assisting academic units with course and program planning for DL delivery and providing course production services. In addition, ODL enhanced its data collection processes for more accurate DL data to better determine the areas for growth. ODL is also analyzing programs to determine the percentage of courses offered online and plans to use this information to encourage the respective academic units with programs that are 50% or more online to offer the programs fully online. To encourage this program development, ODL is investigating the development of an incentive program to motivate faculty and academic units to develop and offer more DL courses and programs. In addition, the ODL is further investigating the possibility of adding instructional designers to the ODL staff.

Goal 2: Promote distributed learning courses and programs through effective marketing

ODL promotes DL courses and programs through its easy to search website. Recent data shows this site gets more than 2,000 visits per month. ODL also launched social media marketing efforts through Facebook, Twitter, and LinkedIn to increase awareness of DL courses and programs and to reach larger and more diverse populations of students. ODL also initiated discussions and has taken advantage of opportunities to promote the services it offers faculty in order to encourage faculty to offer more online courses. For example, ODL marketed its services at New Faculty Orientation.

In addition, ODL began working with University's Communications staff to develop a new webpage: online.sc.edu. This webpage will be comparable to those of our peer and peer aspirant institutions and will be a central location for information about online courses and programs.

As noted in this report, a few programs are marketed by Academic Partnerships, however, these programs are not meeting the enrollment projections set by Academic Partnerships. As a result, both the College of Education and the College of Nursing have implemented additional efforts to market their programs and ODL is assisting them with these efforts. The ODL is also investigating hiring marketing staff to assist colleges with online degree programs.


Goal 3: Continue outreach and collaboration with other university academic faculty support units

ODL frequently collaborates with academic units offering and other service units supporting DL courses and programs. ODL staff worked closely with the Office of the Registrar to schedule courses and Media Services (of DoIT) to coordinate the scheduling of studio classrooms for DL courses. The ODL initiated DL Summit meetings in which the staff from various academic faculty support units participate in regularly scheduled meetings to learn more about each unit and share innovative ideas. ODL staff also participated in the committee planning the roll-out of the Blackboard Alternative Formats functionality led by Teaching Technology Services (of DoIT). In addition, ODL collaborated with the Health Center to create a process for the automatic removal of the health fee for students in 100% online programs. ODL staff work closely with the Office of Academic programs and serve as approvers in the course approval processes for adding DL delivery to existing courses, developing new DL courses, or creating special topics courses.

Goal 4: Provide faculty and student support services integrating current and emerging technologies

ODL continues to provide support services to both faculty and students. ODL provides course production studios for faculty to record lectures, faculty introductions, course orientations and other media for DL courses and offers transcription and closed caption services to improve course accessibility. ODL also provides test proctoring services for DL courses and programs at approved on- or off-campus testing sites as well as through a secure online proctoring service. As shown in this report, use of the online proctoring service has increased significantly since it was first offered and ODL plans to make this service available to all courses, including those offered face-to-face.

In addition, in June 2018, three staff members completed the Virtual Reality Bootcamp offered by the Center for Teaching Excellence. As a result, ODL applied for and was subsequently awarded a grant to purchase a 360 video camera enabling staff to assist faculty in recording and implementing 360 videos into their courses. It is a further goal of the ODL to staff the office with instructional designers to further support faculty teaching blended and online courses.



Appendix I

Online Programs Offered at USC Columbia

In AY 2017-18, USC Columbia offered 44 active online programs:

ARNOLD SCHOOL OF PUBLIC HEALTH

Master of Communication Disorders in Speech-Language Pathology
Master of Public Health in Health Promotion, Education and Behavior - Professional Program
Master of Public Health in Health Services Policy and Management

COLLEGE OF ARTS & SCIENCES

Certificate of Graduate Study in Applied Statistics
Master of Applied Statistics

COLLEGE OF EDUCATION

Master of Education in Educational Administration
Master of Education in Educational Technology
Master of Education in Teaching
Educational Specialist in Educational Administration
Doctor of Education in Curriculum & Instruction-Curriculum Studies Concentration
Doctor of Education in Curriculum & Instruction-Educational Technology Concentration

COLLEGE OF ENGINEERING AND COMPUTING

Certificate of Graduate Study in Cyber Security Studies
Master of Engineering in Aerospace Engineering
Master of Engineering in Civil Engineering
Master of Engineering in Electrical Engineering
Master of Engineering in Mechanical Engineering
Master of Engineering in Nuclear Engineering
Master of Health Information Technology
Master of Science in Aerospace Engineering
Master of Science in Civil Engineering
Master of Science in Computer Science
Master of Science in Computer Engineering
Master of Science in Electrical Engineering
Master of Science in Engineering Management
Master of Science in Mechanical Engineering
Master of Science in Nuclear Engineering
Master of Science in Software Engineering
Ph.D. in Civil Engineering
Ph.D. in Computer Engineering
Ph.D. in Computer Science
Ph.D. in Electrical Engineering
Ph.D. in Mechanical Engineering
Ph.D. in Nuclear Engineering

COLLEGE OF NURSING

Bachelor of Science in Nursing - RN to BSN
Certificate in Advanced Practice Nursing
Certificate in Nursing Administration
MSN in Nursing Administration

Master of Science in Nursing - Family Nurse Practitioner
Master of Science in Nursing - Adult Gerontology-Acute Care Nurse Practitioner
Master of Science in Nursing - Psychiatric Mental Health Nurse Practitioner
Master of Science in Nursing - Nursing Informatics

COLLEGE OF INFORMATION AND COMMUNICATIONS

Certificate of Graduate Study in Library and Information Science
Master of Library and Information Science
Specialist in Library and Information Science

Note: This list does not include the USC Columbia online programs offered through Palmetto College.



Appendix II Distributed Learning Enrollment Data

		All OL Delivery Methods						
		Total Undergraduate Enrollments	Total Graduate Enrollments	Total Online Course Enrollments	% Increase / Decrease in Course Enrollments from Prior Year	Unduplicated Undergraduate Enrollment (taking at least 1 OL Course)	Unduplicated Graduate Enrollment (taking at least 1 OL course)	% of USC Columbia Students Taking at least 1 OL course
2013-2014	Fall 2013	5,897	5,145	11,042				25.57
	Spring 2014	5,947	6,001	11,948		4,847	3,020	26.24
	Summer 2014	2,393	3,028	5,421		1,877	1,984	37.02
	AY 2013-2014 Total	14,237	14,174	28,411				
2014-2015	Fall 2014	7,087	6,150	13,237	19.88%	5,771	3,111	26.94
	Spring 2015	6,463	6,632	13,095	9.60%	5,298	3,434	28.11
	Summer 2015	3,058	3,437	6,495	19.81%	2,215	2,131	40.13
	AY 2014-2015 Total	16,608	16,219	32,827	15.54%			
2015-2016	Fall 2015	8,243	7,565	15,808	19.42%	6,694	3,611	30.56
	Spring 2016	8,002	7,241	15,243	16.40%	6,394	3,771	32.14
	Summer 2016	3,787	3,954	7,741	19.18%	2,606	2,435	45.47
	AY 2015-2016 Total	20,032	18,760	38,792	18.17%			
2016-2017	Fall 2016	8,264	8,014	16,278	2.97%	6,622	3,893	30.84
	Spring 2017	9,456	7,084	16,540	8.51%	7,553	3,877	35.73
	Summer 2017	5,029	4,059	9,088	17.40%	3,268	2,504	49.97
	AY 2016-2017 Total	22,749	19,157	41,906	8.03%			
2017-2018	Fall 2017	9,885	6,526	16,411	0.82%	7,843	3,806	33.54
	Spring 2018	9,895	6,580	16,475	-0.39%	7,765	3,751	35.62
	Summer 2018	6,640	4,022	10,662	17.32%	4,096	2,533	55.43
	AY 2017-2018 Total	26,420	17,128	43,548	3.92%			

Source: USC Office of Institutional Research, Assessment, and Analytics

Academic Period	Online Program Enrollment										Online Course Data	
	# of Students in an Online Program (R999)	% of USC Columbia Students Taking an Online Program (R999)	# of Students in an Online Program (AP)	% of USC Columbia Students Taking an Online Program (AP)	# of Students in an Online Program (No AP / R999 Concentration)	% of USC Columbia Students Taking an Online Program (No AP / R999)	Total # of Students in an Online Program	% of Students in an Online Program	Total # of USC Students	# of Online Courses	# of Online Core Courses	
2013-2014	Fall 2013										243	14
	Spring 2014		65	0.22%	391	1.30%	456	1.52%	29,980	251	14	
	Summer 2014		144	1.38%	307	2.94%	451	4.32%	10,429	175	12	
2014-2015	AY 2013-2014 Total										426	26
	Fall 2014		280	0.85%	354	1.07%	634	1.92%	32,972	266	21	
	Spring 2015		398	1.28%	341	1.10%	739	2.38%	31,067	255	18	
2015-2016	Summer 2015		444	4.10%	245	2.26%	689	6.36%	10,829	191	14	
	AY 2014-2015 Total										712	53
	Fall 2015		602	1.79%	303	0.90%	905	2.68%	33,724	286	23	
2016-2017	Spring 2016		683	2.16%	280	0.89%	963	3.04%	31,630	288	21	
	Summer 2016		579	5.22%	218	1.97%	797	7.19%	11,087	227	19	
	AY 2015-2016 Total										801	63
2017-2018	Fall 2016		797	2.34%	577	1.69%	1374	4.03%	34,099	315	22	
	Spring 2017		866	2.71%	539	1.69%	1405	4.39%	31,988	296	31	
	Summer 2017		680	5.89%	391	3.38%	1071	9.27%	11,552	256	35	
2017-2018	AY 2016-2017 Total										867	88
	Fall 2017		845	2.43%	536	1.54%	1381	3.98%	34,731	309	29	
	Spring 2018	658	2.04	2.66%	179	0.55%	1696	5.25%	32,334	314	28	
Summer 2018	588	4.92	5.60%	63	0.53%	1321	11.05%	11,960	284	38		
AY 2017-2018 Total											907	95

Source: USC Office of Institutional Research, Assessment, and Analytics

Note: The number of students in an online program is underreported in this dataset because the data presented is only for programs that are only offered online or those in which a student cannot transition between the online and on-campus versions. If a program is offered online and on-campus and students can transition between the two versions, the enrollment data is not included for that program because we currently do not have a way to distinguish which students are enrolled in the online version and which are enrolled in the on-campus version.

References

- Allen, I. E. and Seaman, J. (2017). *Digital Learning Compass: Distance Education Enrollment Report 2017*. Retrieved from <http://onlinelearningsurvey.com/reports/digitallearningcompassenrollment2017.pdf>.
- Bailey, A., Vaduganathan, N., Henry, T., Laverdiere, R., and Pugliese, L. (19080 March). *Making Digital Learning Work: Success Strategies from Six Leading Universities and Community Colleges*. Retrieved from <https://edplus.asu.edu/sites/default/files/BCG-Making-Digital-Learning-Work-Apr-2018%20.pdf>
- Bakeman, J. (2015, October 21). University of Florida set to Cancel Contract with Pearson for Online Education. *Politico Florida*. Retrieved from <https://www.politico.com/states/florida/story/2015/10/university-of-florida-set-to-cancel-contract-with-pearson-for-online-education-026996>
- Blagg, K. (2018 December). *The Rise of Master's Degrees: Master's Programs are Increasingly Diverse and Online*. Retrieved from https://www.urban.org/sites/default/files/publication/99501/the_rise_of_masters_degrees.pdf
- Blumenstyk, G. (2018, November 27). What the Rise of the Mega-University Might Mean for the Rest of Us. *The Chronicle of Higher Education*. Retrieved from <https://www.chronicle.com/article/What-the-Rise-of-the/245165>
- Jaschik, S. (2015, September 14). Breakup in Florida? *Inside Higher Ed*. Retrieved from <https://www.insidehighered.com/news/2015/09/14/u-florida-renegotiating-contract-pearson-provide-services-uf-online>
- McMurtrie, B. (2017, Oct. 30). What's the Ideal Mix of Online and Face-to-face Classes? *The Chronicle of Higher Education*. Retrieved from <https://www.chronicle.com/article/What-s-the-Ideal-Mix-of/241616>.
- University of South Carolina. (2018). *Focus Carolina Strategic 2023 Plan: Excellence Rising*, 5.
- USC Columbia Office of Distributed Learning. (2018). *Office of Distributed Learning Blueprint – AY 2017-2018*.
- USC Columbia Office of Distributed Learning (2018). Internal Data
- USC Columbia Office of Institutional Research, Assessment, and Analytics (2018). Distributed Learning Data
- US News and World Report. (2018). *Best Online Master's in Nursing Programs*. Retrieved from <https://www.usnews.com/education/online-education/nursing/rankings>.
- Seaman, J. E., Allen, I.E., and Seaman, J. (2018). *Grade Increase: Tracking Distance Education in the United States*. Retrieved from <http://onlinelearningsurvey.com/reports/gradeincrease.pdf>.
- Seaman, J. E. and Seaman, J. (2017) *Distance Education State Almanac 2017*. Retrieved from http://www.onlinelearningsurvey.com/reports/almanac/national_almanac2017.pdf.

Office of Distributed Learning

STAFF

Tena B. Crews , Associate Provost for Academic Programs and Director of Distributed Learning	803-777-3245	ctcrews@hrsm.sc.edu
Trena Houp , Associate Director	803-777-0460	thoup@mailbox.sc.edu
Shannon Carson , Testing Coordinator	803-777-2189	scarson@mailbox.sc.edu
Robert Grockett , Marketing, Media and Technology Manager	803-777-5749	grockett@mailbox.sc.edu
Cindy Miller , Student Services Coordinator	803-777-2090	cindym@mailbox.sc.edu
Jeffrey Soard , Course Production Manager	803-777-3371	jsoard@mailbox.sc.edu
Faith Young , Business and Administrative Manager	803-777-4069	youngfn@mailbox.sc.edu



UNIVERSITY OF SOUTH CAROLINA

Office of Distributed Learning

ANNUAL REPORT

CONTACT

1716 College Street, Columbia, SC 29208

Phone: 803-777-7210

E-mail: dlquest@mailbox.sc.edu

Appendix 4. Campus Climate & Inclusion

UPDATED Aug 14, 2018														
Degree	College	Year Approved	Degree Level	Approved for Online Delivery	Active	Planned Start Date	Delivery Mode	Must Student Attend Campus or Clinical?	Is the program offered in 100% online format? Yes or Not At This Time	Is the program also offered on campus face-to-face? Yes or No	Is the program also offered in a blended format? (face-to-face and online delivery of instruction) Yes or No	Can students transition between 100% online, face-to-face or blended formats? Yes or No	Add Additional Comments If Necessary	Program Codes in E
ARNOLD SCHOOL OF PUBLIC HEALTH														
Master of Communication Disorders in Speech-Language Pathology	ASPH	1995	MA	Yes	Yes		Asynchronous	Required clinicals and orientation	Yes	Yes	No	No	MCD is online. MSP is face to face	3GPH378AMCD
Certificate of Graduate Study in Public Health	ASPH	2007	GC	Yes	No		Blended	x	Not At This Time	x	x	x		3GPH586ACGS
Master of Public Health in Health Promotion, Education and Behavior - Professional Online Program	ASPH	2014	MA	Yes	Yes		Asynchronous	No	Yes	Yes	No	No	Academic Partnerships (AP)	3GPH592AMPH
Master of Public Health in Health Services Policy and Management	ASPH	2004	MA	Yes	Yes	Fall 2019	Asynchronous	Required Online Clinicals	Yes	Yes	No	No		3GPH591AMPH
Ph.D. in Health Administration in Health Services Policy and Management	ASPH	2006	DD	Yes	No		Blended	No	Not At This Time	No	No	No		3GPH591APHD
COLLEGE OF ARTS & SCIENCES														
Certificate of Graduate Study in Applied Statistics	AS	2006	GC	Yes	Yes		Asynchronous	Optional F2F in studio classroom	Yes	Yes	Yes	Yes		3GAS177ACGS
Master of Applied Statistics	AS	2006	MA	Yes	Yes		Asynchronous	Optional F2F in studio classroom	Yes	Yes	Yes	Yes	Name change in 2010- Old name was Master of Industrial Statistics	3GAS177AMAS
COLLEGE OF EDUCATION														
Certificate in Higher Education Leadership	COE	2013	GC	Yes	No		Asynchronous	Yes	Not At This Time	Yes	No	No		3GED352ACGS
Doctor of Education in Curriculum & Instruction- 2 Concentrations Curriculum Studies (approved 2014) & Educational Technology (approved 2016)	COE	2014	DD	Yes	Yes		Asynchronous	No	Yes	No	No	No	Academic Partnerships (AP)	3GED381AEDD
EdS Educational Administration	COE	2017	ES	Yes	Yes	Fall 2019	Asynchronous	Yes	Yes	No	No	No		3GED351AEDS
Master of Education in Educational Administration	COE	2013	MA	Yes	Yes		Asynchronous	Requires in school practicum	Yes	No	No	No	Academic Partnerships (AP)	3GED351AMED
Master of Education in Educational Technology	COE	2002	MA	Yes	Yes		Asynchronous	No	Yes	No	No	No		3GED389AMED
Master of Education in Teaching	COE	2013	MA	Yes	Yes		Asynchronous	No	Yes	No	No	No	Academic Partnerships (AP)	3GED301AMED
COLLEGE OF ENGINEERING AND COMPUTING														
Certificate of Graduate Study in Cyber Security Studies	CEC	2004	GC	Yes	Yes		Asynchronous	APOGEE, Streaming video	Yes	Yes	Yes	Yes		3GEN460BPBAC
Master of Engineering in Aerospace Engineering	CEC	2013	MA	Yes	Yes		Asynchronous	APOGEE, Streaming video	Yes	Yes	Yes	Yes		3GEN477AME
Master of Engineering in Civil Engineering	CEC	2007	MA	Yes	Yes		Asynchronous	APOGEE, Streaming video	Yes	Yes	Yes	Yes		3GEN455AME
Master of Engineering in Electrical Engineering	CEC	2007	MA	Yes	Yes		Asynchronous	APOGEE, Streaming video	Yes	Yes	Yes	Yes		3GEN452AME
Master of Engineering in Mechanical Engineering	CEC	2007	MA	Yes	Yes		Asynchronous	APOGEE, Streaming video	Yes	Yes	Yes	Yes		3GEN454AME
Master of Engineering in Nuclear Engineering	CEC	2010	MA	Yes	Yes		Asynchronous	APOGEE, Streaming video	Yes	Yes	Yes	Yes		3GEN459AME
Master of Health Information Technology	CEC	2013	MA	Yes	Yes		Asynchronous	No	Yes	Yes	Yes	No	Academic Partnerships (AP)	3GEN922AMHIT
Master of Science in Aerospace Engineering	CEC	2007	MA	Yes	Yes		Asynchronous	APOGEE, Streaming video	Yes	Yes	Yes	Yes		3GEN477AMS
Master of Science in Civil Engineering	CEC	2007	MA	Yes	Yes		Asynchronous	APOGEE, Streaming video	Yes	Yes	Yes	Yes		3GEN455AMS
Master of Science in Computer Science	CEC	1995	MA	Yes	Yes		Asynchronous	APOGEE, Streaming video	Yes	Yes	Yes	Yes		3GEN467AMS
Master of Science in Computer Engineering	CEC	1995	MA	Yes	Yes		Asynchronous	APOGEE, Streaming video	Yes	Yes	Yes	Yes		3GEN456AMS
Master of Science in Electrical Engineering	CEC	2007	MA	Yes	Yes		Asynchronous	APOGEE, Streaming video	Yes	Yes	Yes	Yes		3GEN452AMS
Master of Science in Engineering Management	CEC	2013	MA	Yes	Yes		Asynchronous	APOGEE, Streaming video	Yes	Yes	Yes	Yes		3GEN476AMS
Master of Science in Mechanical Engineering	CEC	2007	MA	Yes	Yes		Asynchronous	APOGEE, Streaming video	Yes	Yes	Yes	Yes		3GEN454AMS
Master of Science in Nuclear Engineering	CEC	2010	MA	Yes	Yes		Asynchronous	APOGEE, Streaming video	Yes	Yes	Yes	Yes		3GEN459AMS

UPDATED Aug 14, 2018														
Degree	College	Year Approved	Degree Level	Approved for Online Delivery	Active	Planned Start Date	Delivery Mode	Must Student Attend Campus or Clinical?	Is the program offered in 100% online format? Yes or Not At This Time	Is the program also offered on campus face-to-face? Yes or No	Is the program also offered in a blended format? (face-to-face and online delivery of instruction) Yes or No	Can students transition between 100% online, face-to-face or blended formats? Yes or No	Add Additional Comments If Necessary	Program Codes in E
Master of Science in Software Engineering	CEC	2001	MA	Yes	Yes		Asynchronous	APOGEE, Streaming video	Yes	Yes	Yes	Yes		3GEN457AMS
Ph.D. in Civil Engineering	CEC	2007	DD	Yes	Yes		Asynchronous	APOGEE, Streaming video	Yes	Yes	Yes	Yes		3GEN455APHD
Ph.D. in Computer Engineering	CEC	2017	DD	Yes	Yes		Asynchronous	APOGEE, Streaming video	Yes	Yes	Yes	Yes		3GEN456APHD
Ph.D. in Computer Science	CEC	2017	DD	Yes	Yes		Asynchronous	APOGEE, Streaming video	Yes	Yes	Yes	Yes		3GEN467APHD
Ph.D. in Electrical Engineering	CEC	2007	DD	Yes	Yes		Asynchronous	APOGEE, Streaming video	Yes	Yes	Yes	Yes		3GEN452APHD
Ph.D. in Mechanical Engineering	CEC	2007	DD	Yes	Yes		Asynchronous	APOGEE, Streaming video	Yes	Yes	Yes	Yes		3GEN454APHD
Ph.D. in Nuclear Engineering	CEC	2010	DD	Yes	Yes		Asynchronous	APOGEE, Streaming video	Yes	Yes	Yes	Yes		3GEN459APHD

COLLEGE OF HOSPITALITY, RETAIL AND SPORT MANAGEMENT

Master of Science in Sport and Entertainment Management	HRSM	2009	MA	Yes	No		Asynchronous	No	Not At This Time	No	No	No		3GHM980AMSEM
Interdisciplinary Master of Arts - Major in Business Education	HRSM	2007	MA	Yes	No		Asynchronous	No	Not At This Time	x	x	x	Terminated in 2010	

COLLEGE OF NURSING

Bachelor of Science in Nursing - RN to BSN	CON	2016	UG	Yes	Yes		Asynchronous	Requires clinicals	Yes	No	No	No	Academic Partnerships (AP)	3UNR051ABSN
Certificate in Advanced Practice Nursing	CON	1995	GC	Yes	Yes		Asynchronous	Requires clinicals	Yes	No	No	No		3GNR072ACGS
Certificate in Nursing Administration	CON	1995	GC	Yes	Yes		Asynchronous	Requires clinicals	Yes	No	No	No		3GNR070ACGS
MSN in Nursing Administration with a focus in Organizational Leadership	CON	2015	MA	Yes	Yes		Asynchronous	Requires clinicals	Yes	No	No	No	Academic Partnerships (AP)	3GNR070AMSN
Master of Science in Nursing - Family Nurse Practitioner	CON	2017	MA	Yes	Yes		Asynchronous	Requires clinicals	Yes	No	No	No		3GNR053AMSN
Master of Science in Nursing - Adult Gerontology-Acute Care Nurse Practitioner	CON	2017	MA	Yes	Yes		Asynchronous	Requires clinicals	Yes	No	No	No		3GNR057AMSN
Master of Science in Nursing - Psychiatric Mental Health Nurse Practitioner	CON	2017	MA	Yes	Yes		Asynchronous	Requires clinicals	Yes	No	No	No		3GNR058AMSN
Master of Science in Nursing - Nursing Informatics	CON	2018	MA	Yes	Yes	Fall 2018	Asynchronous	Requires clinicals	Yes	No	No	No		3GNR055AMSN
Doctorate in Nursing - Family Nurse Practitioner	CON	2001	DD	Yes	Yes	Fall 2006	Asynchronous	Requires clinicals	Yes	No	No	No	Approved for 100% delivery 2018	3GNR086ADNP

COLLEGE OF INFORMATION AND COMMUNICATIONS

Master of Library and Information Science	CIC	1982	MA	Yes	Yes		Asynchronous	Requires one day on-campus	Yes	No	No	No		3GIC578AMLIS
Certificate of Graduate Study in Library and Information Science	CIC	1995	GC	Yes	Yes		Asynchronous	Requires one day on-campus	Yes	No	No	No		3GIC578ACGS
Specialist in Library and Information Science	CIC	2004	SP	Yes	Yes		Asynchronous	Requires one day on-campus	Yes	No	No	No		3GIC578ASLIS

Online Programs by Degree	Active	Inactive	Approved	Notes: 44 Online Degrees 17 Are only provided online 4 Are offered OL and F2F but students are NOT allowed to move back and forth between OL and F2F programs. 21 Programs highlighted in blue should have the concentration code added so that the health fee can be automatically removed.
Undergraduate Degrees	1	0	1	
Masters Degrees	28	2	30	
Educational Specialist	1	0	1	
Specialist	1	0	1	
Doctoral Degrees	8	1	9	
Graduate Certificates	5	2	7	
Pending	0	0	0	
Total	44	5	49	

Online Programs Approved by Year

23 These programs are OL and F2F degrees in which students can move back and forth between the OL and F2F programs. These departments must provide Tammy Hyer at Students Health Services with a spreadsheet of their 100% online students each semester by the deadline to have the Health Fee removed.

UPDATED Aug 14, 2018		College	Year Approved	Degree Level	Approved for Online Delivery	Active	Planned Start Date	Delivery Mode	Must Student Attend Campus or Clinical?	Is the program offered in 100% online format? Yes or Not At This Time	Is the program also offered on campus face-to-face? Yes or No	Is the program also offered in a blended format? (face-to-face and online delivery of instruction) Yes or No	Can students transition between 100% online, face-to-face or blended formats? Yes or No	Add Additional Comments If Necessary	Program Codes in E
Degree															
	1980-1990	1													
	1991-2000	6													
	2001-2010	25	* 8 APOGEE programs approved 2001-2007												
	2011	0													
	2012	0													
	2013	6													
	2014	2													
	2015	1													
	2016	1													
	2017	6													
	2018	1													
	2019	0													
	Total	49													

Degree Being Developed	College	Pre-Authorization Approval	Degree	Provost Approved	Active		Delivery Mode	Must Student Attend Campus or Clinical?	Is the program offered in 100% online format? Yes or Not At This Time	Is the program also offered on campus face-to-face? Yes or No	Is the program also offered in a blended format? (face-to-face and online delivery of instruction) Yes or No	Can students transition between 100% online, face-to-face or blended formats? Yes or No	Add Additional Comments If Necessary	Program Codes in E
MS Adapted Physical Education	COE	2017	MA	Yes	No		Asynchronous	No	TBD	TBD	TBD	TBD		
MR Retailing	HRSM	Being Developed	MA	Not Yet Submitted	As F2F at this point		Asynchronous	TBD	TBD	TBD	TBD	TBD		
MIHTM International Hospitality and Tourism Management	HRSM	Being Developed	MA	Not Yet Submitted	As F2F at this point		Asynchronous	TBD	TBD	TBD	TBD	TBD		

Online Programs by Degree (in the works)	Being Developed
Undergraduate Degrees in the Works	0
Masters Degrees in the Works	3
Educational Specialist in the Works	0
Doctoral Degrees in the Works	0
Graduate Certificates in the Works	0
Total	3