

TITLE OF DISSERTATION: IF IT IS LONGER
THAN ONE LINE, SINGLE SPACE IT

By:

Full Student Name

Bachelor of Science
University of Florida, 2012

Master of Science
University of South Carolina, 2019

Submitted in Partial Fulfillment of the Requirements

For the Degree of Doctor of Philosophy in

Mechanical Engineering

College of Engineering and Computing

University of South Carolina

2023

Accepted by:

John E. Doe, Major Professor

Sara Jones, Committee Member

Jane Smith, Committee Member

Philip Plato, Committee Member

Ann Vail, Dean of the Graduate School

SAMPLE

© Full Student Name, 2023
All Rights Reserved.

DEDICATION

A dedication is a statement from the author to a person or group of people whom the author wishes to honor. Dedications are usually brief and often begin with “To”.

SAMPLE

ACKNOWLEDGMENTS

The acknowledgments section includes expressions of gratitude and recognition toward the people who have aided the author in the completion of his or her graduate degree program.

SAMPLE

ABSTRACT

The abstract is a succinct statement of the significant contents of the manuscript as a whole and the study's value and relevance. The abstract should inform the reader of the purpose, structure, and conclusions of the article or manuscript. Abstracts are generally no longer than 350 words, but the length and format vary among disciplines. Consult with your committee and approved style guide for more guidance on the composition of your abstract.

PREFACE

The preface includes the author's reasons for undertaking the dissertation. Other personal comments that are not relevant in any other section may be added to the preface.

SAMPLE

TABLE OF CONTENTS

Dedication.....	iii
Acknowledgments.....	iv
Abstract.....	v
Preface.....	vi
List of Tables.....	ix
List of Figures.....	x
List of Symbols.....	xi
List of Abbreviations.....	xii
Chapter 1: Introduction.....	1
Chapter 2: Review of Literature	3
Chapter 3: Manuscript 1, Title of First Manuscript	5
3.1 Abstract	6
3.2 Introduction.....	6
3.3 Experiment.....	6
3.4 Conclusion	7
3.5 References.....	7
3.6 Tables and Figures	8
Chapter 4: Manuscript 2, Title of Second Manuscript.....	10
4.1 Abstract	11
4.2 Introduction.....	11

4.3 Analysis.....	11
4.5 Conclusion	12
4.6 References.....	12
4.7 Tables and Figures	12
Chapter 5: Conclusion.....	14
Bibliography	15
Appendix A: Permissions to Reprint.....	17

SAMPLE

LIST OF TABLES

Table 3.1 Title of table	8
Table 3.2 Title of another table	8
Table 4.1 Another wide table title	12
Table 4.2 Table title for the sample	12

SAMPLE

LIST OF FIGURES

Figure 3.1 Image of an arrow.....	9
Figure 3.2 Image of a green triangle.....	9
Figure 4.2 Image of division symbol.....	13
Figure 4.1 Image of orange rectangle.....	13

SAMPLE

LIST OF SYMBOLS

- J Resultant total angular momentum quantum number, excluding nuclear spins.
- N Rotational angular momentum quantum number, excluding electron and nuclear spins, in the case where electron spin is present.
- K Projection of J (or N) on the symmetry axis in the limiting prolate or oblate symmetric top.
- F_1 Resultant angular momentum quantum number including nuclear spin for one nucleus.
- F Resultant total angular momentum quantum number.
- λ or ϵ Quantum number employed when F_1 is not a good quantum number. This value simply numbers the levels from lowest to highest energy for the same F quantum number.

LIST OF ABBREVIATIONS

AC	Active Case Detection
ACR	Adequate Clinical Response
CDRI	Central Drug Research Institute
ETF	Early Treatment Failure
IRS	Indoor Residual Spraying
LTF	Late Treatment Failure
MDR	Multidrug Resistance

CHAPTER 1: INTRODUCTION

Lorem ipsum dolor sit amet, consectetur adipiscing elit. Maecenas porttitor congue massa. Fusce posuere, magna sed pulvinar ultricies, purus lectus malesuada libero, sit amet commodo magna eros quis urna. Nunc viverra imperdiet enim. Fusce est. Vivamus a tellus. Pellentesque habitant morbi tristique senectus et netus et malesuada fames ac turpis egestas. Proin pharetra nonummy pede. Mauris et orci.

Aenean nec lorem. In porttitor. Donec laoreet nonummy augue. Suspendisse dui purus, scelerisque at, vulputate vitae, pretium mattis, nunc. Mauris eget neque at sem venenatis eleifend. Ut nonummy. Fusce aliquet pede non pede. Suspendisse dapibus lorem pellentesque magna. Integer nulla.

Donec blandit feugiat ligula. Donec hendrerit, felis et imperdiet euismod, purus ipsum pretium metus, in lacinia nulla nisl eget sapien. Donec ut est in lectus consequat consequat. Etiam eget dui. Aliquam erat volutpat. Sed at lorem in nunc porta tristique. Proin nec augue. Quisque aliquam tempor magna. Pellentesque habitant morbi tristique senectus et netus et malesuada fames ac turpis egestas.

Nunc ac magna. Maecenas odio dolor, vulputate vel, auctor ac, accumsan id, felis. Pellentesque cursus sagittis felis. Pellentesque porttitor, velit lacinia egestas auctor, diam eros tempus arcu, nec vulputate augue magna vel risus. Cras non magna vel ante

adipiscing rhoncus. Vivamus a mi. Morbi neque. Aliquam erat volutpat. Integer ultrices lobortis eros.

Pellentesque habitant morbi tristique senectus et netus et malesuada fames ac turpis egestas. Proin semper, ante vitae sollicitudin posuere, metus quam iaculis nibh, vitae scelerisque nunc massa eget pede. Sed velit urna, interdum vel, ultricies vel, faucibus at, quam. Donec elit est, consectetur eget, consequat quis, tempus quis, wisi. In in nunc. Class aptent taciti sociosqu ad litora torquent per conubia nostra, per inceptos hymenaeos. Donec ullamcorper fringilla eros. Fusce in sapien eu purus dapibus commodo. Cum sociis natoque penatibus et magnis dis parturient montes, nascetur ridiculus mus.

Cras faucibus condimentum odio. Sed ac ligula. Aliquam at eros. Etiam at ligula et tellus ullamcorper ultrices. In fermentum, lorem non cursus porttitor, diam urna accumsan lacus, sed interdum wisi nibh nec nisl. Ut tincidunt volutpat urna. Mauris eleifend nulla eget mauris. Sed cursus quam id felis. Curabitur posuere quam vel nibh.

Cras dapibus dapibus nisl. Vestibulum quis dolor a felis congue vehicula. Maecenas pede purus, tristique ac, tempus eget, egestas quis, mauris. Curabitur non eros. Nullam hendrerit bibendum justo. Fusce iaculis, est quis lacinia pretium, pede metus molestie lacus, at gravida wisi ante at libero. Quisque ornare placerat risus. Ut molestie magna at mi. Integer aliquet mauris et nibh.

CHAPTER 2: REVIEW OF LITERATURE

Lorem ipsum dolor sit amet, consectetur adipiscing elit. Maecenas porttitor congue massa. Fusce posuere, magna sed pulvinar ultricies, purus lectus malesuada libero, sit amet commodo magna eros quis urna. Nunc viverra imperdiet enim. Fusce est. Vivamus a tellus.

Pellentesque habitant morbi tristique senectus et netus et malesuada fames ac turpis egestas. Proin pharetra nonummy pede. Mauris et orci. Aenean nec lorem. In porttitor. Donec laoreet nonummy augue.

Suspendisse dui purus, scelerisque at, vulputate vitae, pretium mattis, nunc. Mauris eget neque at sem venenatis eleifend. Ut nonummy. Fusce aliquet pede non pede. Suspendisse dapibus lorem pellentesque magna. Integer nulla.

Donec blandit feugiat ligula. Donec hendrerit, felis et imperdiet euismod, purus ipsum pretium metus, in lacinia nulla nisi eget sapien. Donec ut est in lectus consequat consequat. Etiam eget dui. Aliquam erat volutpat. Sed at lorem in nunc porta tristique.

Proin nec augue. Quisque aliquam tempor magna. Pellentesque habitant morbi tristique senectus et netus et malesuada fames ac turpis egestas. Nunc ac magna. Maecenas odio dolor, vulputate vel, auctor ac, accumsan id, felis. Pellentesque cursus sagittis felis.

Lorem ipsum dolor sit amet, consectetur adipiscing elit. Maecenas porttitor congue massa. Fusce posuere, magna sed pulvinar ultricies, purus lectus malesuada libero, sit amet commodo magna eros quis urna. Nunc viverra imperdiet enim. Fusce est. Vivamus a tellus.

Pellentesque habitant morbi tristique senectus et netus et malesuada fames ac turpis egestas. Proin pharetra nonummy pede. Mauris et orci. Aenean nec lorem. In porttitor. Donec laoreet nonummy augue.

Suspendisse dui purus, scelerisque at, vulputate vitae, pretium mattis, nunc. Mauris eget neque at sem venenatis eleifend. Ut nonummy. Fusce aliquet pede non pede. Suspendisse dapibus lorem pellentesque magna. Integer nulla.

Donec blandit feugiat ligula. Donec hendrerit, felis et imperdiet euismod, purus ipsum pretium metus, in lacinia nulla nisi eget sapien. Donec ut est in lectus consequat consequat. Etiam eget dui. Aliquam erat volutpat. Sed at lorem in nunc porta tristique.

CHAPTER 3: MANUSCRIPT 1, TITLE OF FIRST MANUSCRIPT¹

SAMPLE

¹ Name, F.S., 2021. *Mechanical Engineering Journal*. 1045: 65-69. Reprinted here with permission from the publisher.

3.1 Abstract

Lorem ipsum dolor sit amet, consectetur adipiscing elit. Maecenas porttitor congue massa. Fusce posuere, magna sed pulvinar ultricies, purus lectus malesuada libero, sit amet commodo magna eros quis urna. Nunc viverra imperdiet enim. Fusce est. Vivamus a tellus. Pellentesque habitant morbi tristique senectus et netus et malesuada fames ac turpis egestas. Proin pharetra nonummy pede.

3.2 Introduction

Mauris et orci. Aenean nec lorem. In porttitor. Donec laoreet nonummy augue. Suspendisse dui purus, scelerisque at, vulputate vitae, pretium mattis, nunc. Mauris eget neque at sem venenatis eleifend. Ut nonummy. Fusce aliquet pede non pede.

Suspendisse dapibus lorem pellentesque magna. Integer nulla. Donec blandit feugiat ligula. Donec hendrerit, felis et imperdiet euismod, purus ipsum pretium metus, in lacinia nulla nisl eget sapien. Donec ut est in lectus consequat consequat. Etiam eget dui. Aliquam erat volutpat. Sed at lorem in nunc porta tristique.

3.3 Experiment

Proin nec augue. Quisque aliquam tempor magna. Pellentesque habitant morbi tristique senectus et netus et malesuada fames ac turpis egestas. Nunc ac magna. Maecenas odio dolor, vulputate vel, auctor ac, accumsan id, felis. Pellentesque cursus sagittis felis. Pellentesque porttitor, velit lacinia egestas auctor, diam eros tempus arcu, nec vulputate augue magna vel risus. Cras non magna vel ante adipiscing rhoncus.

Vivamus a mi. Morbi neque. Aliquam erat volutpat. Integer ultrices lobortis eros. Pellentesque habitant morbi tristique senectus et netus et malesuada fames ac turpis egestas. Proin semper, ante vitae sollicitudin posuere, metus quam iaculis nibh, vitae

scelerisque nunc massa eget pede. Sed velit urna, interdum vel, ultricies vel, faucibus at, quam. Donec elit est, consectetur eget, consequat quis, tempus quis, wisi.

In in nunc. Class aptent taciti sociosqu ad litora torquent per conubia nostra, per inceptos hymenaeos. Donec ullamcorper fringilla eros. Fusce in sapien eu purus dapibus commodo. Cum sociis natoque penatibus et magnis dis parturient montes, nascetur ridiculus mus. Cras faucibus condimentum odio. Sed ac ligula. Aliquam at eros.

3.4 Conclusion

Etiam at ligula et tellus ullamcorper ultrices. In fermentum, lorem non cursus porttitor, diam urna accumsan lacus, sed interdum wisi nibh nec nisl. Ut tincidunt volutpat urna. Mauris eleifend nulla eget mauris. Sed cursus quam id felis. Curabitur posuere quam vel nibh. Cras dapibus dapibus nisl. Vestibulum quis dolor a felis congue vehicula.

3.5 References

- Barnes, M., 2001, "Stresses in Solenoids," J. Appl. Phys., 48(5), pp. 2000–2008.
- Hashish, M., 2000, "600 MPa Waterjet Technology Development," High Pressure Technology, PVP-Vol. 406, pp. 135-140.
- Jones, J., 2000, Contact Mechanics, Cambridge University Press, Cambridge, UK, Chap. 6.
- Kwon, O. K., and Pletcher, R. H., 1981, "Prediction of the Incompressible Flow Over A Rearward-Facing Step," Technical Report No. HTL-26, CFD-4, Iowa State Univ., Ames, IA.
- Lee, Y., Korpela, S. A., and Horne, R. N., 1982, "Structure of Multi-Cellular Natural Convection in a Tall Vertical Annulus," Proc. 7th International Heat Transfer Conference, U. Grigul et al., eds., Hemisphere, Washington, DC, 2, pp. 221–226.
- Ning, X., and Lovell, M. R., 2002, "On the Sliding Friction Characteristics of Unidirectional Continuous FRP Composites," ASME J. Tribol., 124(1), pp. 5-13.

Smith, R., 2002, "Conformal Lubricated Contact of Cylindrical Surfaces Involved in a Non-Steady Motion," Ph.D. thesis,
<http://www.cas.phys.unm.edu/rsmith/homepage.html>

Tung, C. Y., 1982, "Evaporative Heat Transfer in the Contact Line of a Mixture," Ph.D. thesis, Rensselaer Polytechnic Institute, Troy, NY.

Watson, D. W., 1997, "Thermodynamic Analysis," ASME Paper No. 97-GT-288.

3.6 Tables and Figures

Table 3.1 Title of table

Table 3.2 Title of another table test



Figure 3.1 Image of an arrow

Notes: Lorem ipsum dolor sit amet, consectetur adipiscing elit. Maecenas porttitor congue massa. Fusce posuere, magna sed pulvinar ultricies, purus lectus malesuada libero, sit amet commodo magna eros quis urna.

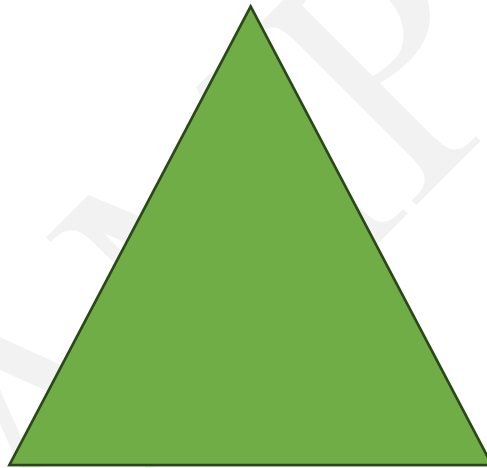


Figure 3.2 Image of a green triangle

Notes: Lorem ipsum dolor sit amet, consectetur adipiscing elit. Maecenas porttitor congue massa.

CHAPTER 4: MANUSCRIPT 2, TITLE OF SECOND MANUSCRIPT²

SAMPLE

² Name, F.S. and Sample, I.G., 2022. *Engineering Journal*, 3(2). Reprinted here with permission of the publisher.

4.1 Abstract

Lorem ipsum dolor sit amet, consectetur adipiscing elit. Maecenas porttitor congue massa. Fusce posuere, magna sed pulvinar ultricies, purus lectus malesuada libero, sit amet commodo magna eros quis urna. Nunc viverra imperdiet enim. Fusce est. Vivamus a tellus. Pellentesque habitant morbi tristique senectus et netus et malesuada fames ac turpis egestas. Proin pharetra nonummy pede.

4.2 Introduction

Mauris et orci. Aenean nec lorem. In porttitor. Donec laoreet nonummy augue. Suspendisse dui purus, scelerisque at, vulputate vitae, pretium mattis, nunc. Mauris eget neque at sem venenatis eleifend. Ut nonummy. Fusce aliquet pede non pede.

Suspendisse dapibus lorem pellentesque magna. Integer nulla. Donec blandit feugiat ligula. Donec hendrerit, felis et imperdiet euismod, purus ipsum pretium metus, in lacinia nulla nisl eget sapien. Donec ut est in lectus consequat consequat. Etiam eget dui. Aliquam erat volutpat. Sed at lorem in nunc porta tristique.

4.3 Analysis

Proin nec augue. Quisque aliquam tempor magna. Pellentesque habitant morbi tristique senectus et netus et malesuada fames ac turpis egestas. Nunc ac magna. Maecenas odio dolor, vulputate vel, auctor ac, accumsan id, felis. Pellentesque cursus sagittis felis. Pellentesque porttitor, velit lacinia egestas auctor, diam eros tempus arcu, nec vulputate augue magna vel risus. Cras non magna vel ante adipiscing rhoncus.

Vivamus a mi. Morbi neque. Aliquam erat volutpat. Integer ultrices lobortis eros. Pellentesque habitant morbi tristique senectus et netus et malesuada fames ac turpis egestas.

4.5 Conclusion

Maecenas pede purus, tristique ac, tempus eget, egestas quis, mauris. Curabitur non eros. Nullam hendrerit bibendum justo. Fusce iaculis, est quis lacinia pretium, pede metus molestie lacus, at gravida wisi ante at libero. Quisque ornare placerat risus. Ut molestie magna at mi. Integer aliquet mauris et nibh. Ut mattis ligula posuere velit.

4.6 References

- Barnes, M., 2001, "Stresses in Solenoids," J. Appl. Phys., 48(5), pp. 2000–2008.
- Hashish, M., 2000, "600 MPa Waterjet Technology Development," High Pressure Technology, PVP-Vol. 406, pp. 135-140.
- Jones, J., 2000, Contact Mechanics, Cambridge University Press, Cambridge, UK, Chap. 6.
- Kwon, O. K., and Pletcher, R. H., 1981, "Prediction of the Incompressible Flow Over A Rearward-Facing Step," Technical Report No. HTL-26, CFD-4, Iowa State Univ., Ames, IA.
- Lee, Y., Korpela, S. A., and Horne, R. N., 1982, "Structure of Multi-Cellular Natural Convection in a Tall Vertical Annulus," Proc. 7th International Heat Transfer Conference, U. Grigul et al., eds., Hemisphere, Washington, DC, 2, pp. 221–226.
- Ning, X., and Lovell, M. R., 2002, "On the Sliding Friction Characteristics of Unidirectional Continuous FRP Composites," ASME J. Tribol., 124(1), pp. 5-13.

4.7 Tables and Figures

Table 4.1 Another wide table title

Table 4.2 Table title for the sample




Figure 4.1 Image of orange rectangle

Notes: Lorem ipsum dolor sit amet, consectetur adipiscing elit. Maecenas porttitor congue massa. Lorem ipsum dolor sit amet, consectetur adipiscing elit. Maecenas porttitor congue massa.

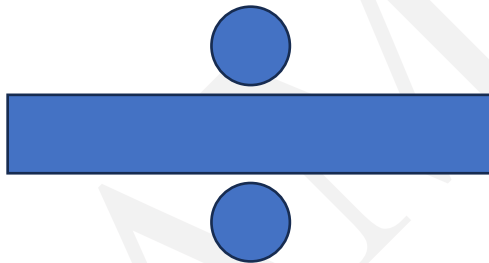


Figure 4.2 Image of division symbol

Notes: Lorem ipsum dolor sit amet, consectetur adipiscing elit. Maecenas porttitor congue massa. Fusce posuere, magna sed pulvinar ultricies, purus lectus malesuada libero, sit amet commodo magna eros quis urna.

CHAPTER 5: CONCLUSION

Lorem ipsum dolor sit amet, consectetur adipiscing elit. Maecenas porttitor congue massa. Fusce posuere, magna sed pulvinar ultricies, purus lectus malesuada libero, sit amet commodo magna eros quis urna. Nunc viverra imperdiet enim. Fusce est. Vivamus a tellus.

Pellentesque habitant morbi tristique senectus et netus et malesuada fames ac turpis egestas. Proin pharetra nonummy pede. Mauris et orci. Aenean nec lorem. In porttitor. Donec laoreet nonummy augue.

Suspendisse dui purus, scelerisque at, vulputate vitae, pretium mattis, nunc. Mauris eget neque at sem venenatis eleifend. Ut nonummy. Fusce aliquet pede non pede. Suspendisse dapibus lorem pellentesque magna. Integer nulla.

Donec blandit feugiat ligula. Donec hendrerit, felis et imperdiet euismod, purus ipsum pretium metus, in lacinia nulla nisl eget sapien. Donec ut est in lectus consequat consequat. Etiam eget dui. Aliquam erat volutpat. Sed at lorem in nunc porta tristique.

Proin nec augue. Quisque aliquam tempor magna. Pellentesque habitant morbi tristique senectus et netus et malesuada fames ac turpis egestas. Nunc ac magna. Maecenas odio dolor, vulputate vel, auctor ac, accumsan id, felis. Pellentesque cursus sagittis felis.

BIBLIOGRAPHY

- Barnes, M., 2001, "Stresses in Solenoids," *J. Appl. Phys.*, 48(5), pp. 2000–2008.
- Hashish, M., 2000, "600 MPa Waterjet Technology Development," *High Pressure Technology*, PVP-Vol. 406, pp. 135-140.
- Jones, J., 2000, *Contact Mechanics*, Cambridge University Press, Cambridge, UK, Chap. 6.
- Kwon, O. K., and Pletcher, R. H., 1981, "Prediction of the Incompressible Flow Over A Rearward-Facing Step," Technical Report No. HTL-26, CFD-4, Iowa State Univ., Ames, IA.
- Lee, Y., Korpela, S. A., and Horne, R. N., 1982, "Structure of Multi-Cellular Natural Convection in a Tall Vertical Annulus," *Proc. 7th International Heat Transfer Conference*, U. Grigul et al., eds., Hemisphere, Washington, DC, 2, pp. 221–226.
- Leobacher, G. and Pillichshammer, F., 2014, *Introduction to Quasi-Monte Carlo Integration and Applications*, Birkhäuser, Cham, DE.
- Leverant, G.R., 2000, "Turbine Rotor Material Design – Final Report," DOT/FAA/AR-00/64, Federal Aviation Administration, Washington, D.C.
- McBride, B.J. and Gordon, S., 1996, "Computer Program for Calculation of Complex Chemical Equilibrium Compositions and Applications – II. Users Manual and Program Description," NASA Ref Publ. No. 1311, from <http://www.grc.nasa.gov/WWW/CEAWeb/RP-1311P2.htm>
- Morte, A. and Varma, A., Eds., 2014, *Root Engineering: Basic and Applied Concepts*, Springer, New York, NY.
- Ning, X., and Lovell, M. R., 2002, "On the Sliding Friction Characteristics of Unidirectional Continuous FRP Composites," *ASME J. Tribol.*, 124(1), pp. 5-13.

Smith, R., 2002, "Conformal Lubricated Contact of Cylindrical Surfaces Involved in a Non-Steady Motion," Ph.D. thesis,
<http://www.cas.phys.unm.edu/rsmith/homepage.html>


Tung, C. Y., 1982, "Evaporative Heat Transfer in the Contact Line of a Mixture," Ph.D. thesis, Rensselaer Polytechnic Institute, Troy, NY.

Watson, D. W., 1997, "Thermodynamic Analysis," ASME Paper No. 97-GT-288.

SAMPLE

APPENDIX A: PERMISSIONS TO REPRINT

Permission to reprint Manuscript 1, "Title of Manuscript"



Permission to reprint Manuscript 2, "Title of Manuscript"

